



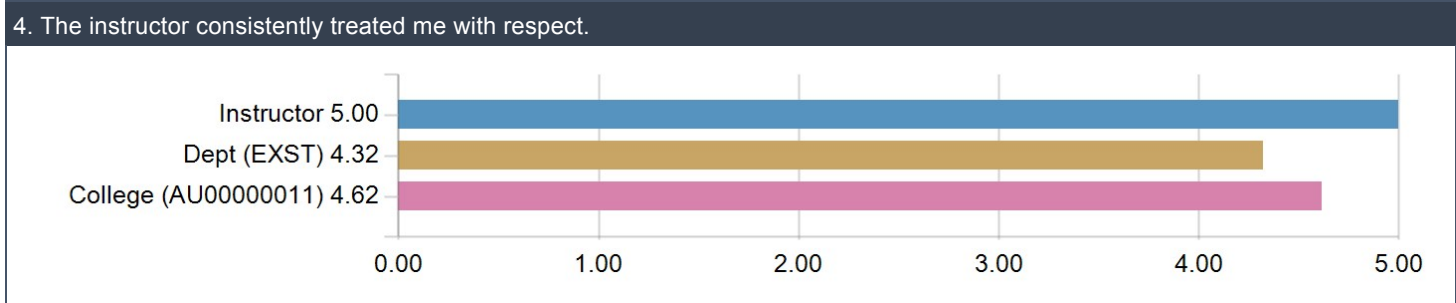

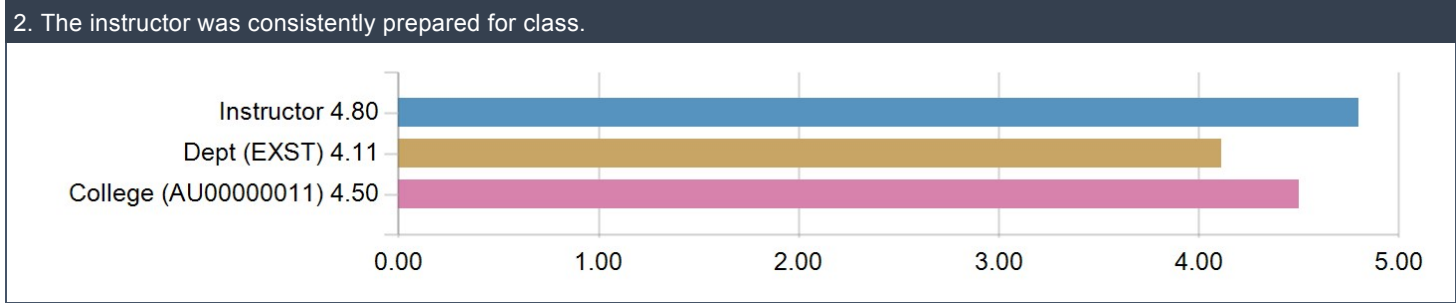
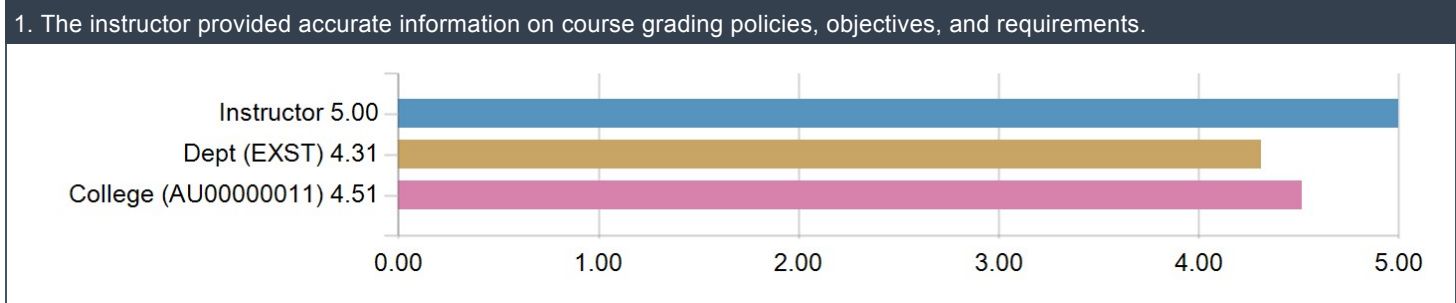
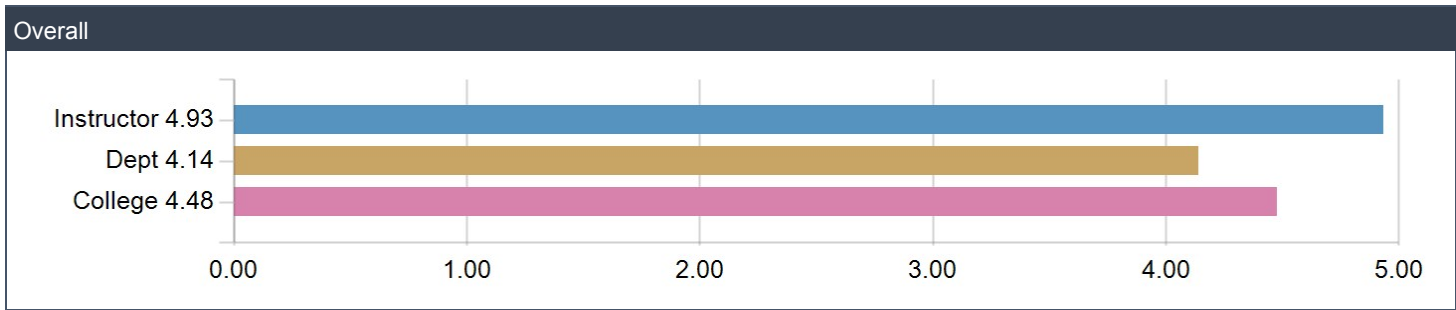
Report for Fall 2018 for EXST 7087 (section 002): ADV TOPICS IN STAT - DIGITAL AGRICULTURE (Athanasios Gentimis)

Project Title: **LSU Course Evaluation - Fall 2018**
Project Audience: **10**
Responses Received: **10**
Response Ratio: **100%**

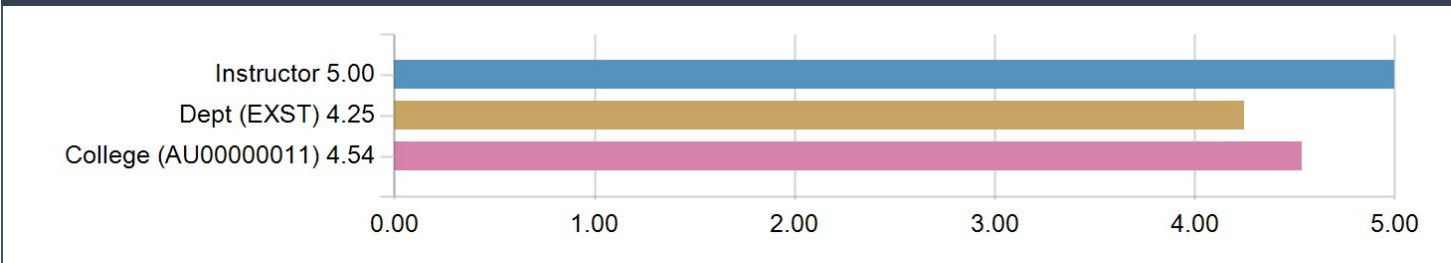
Creation Date: **Fri, Feb 08, 2019**



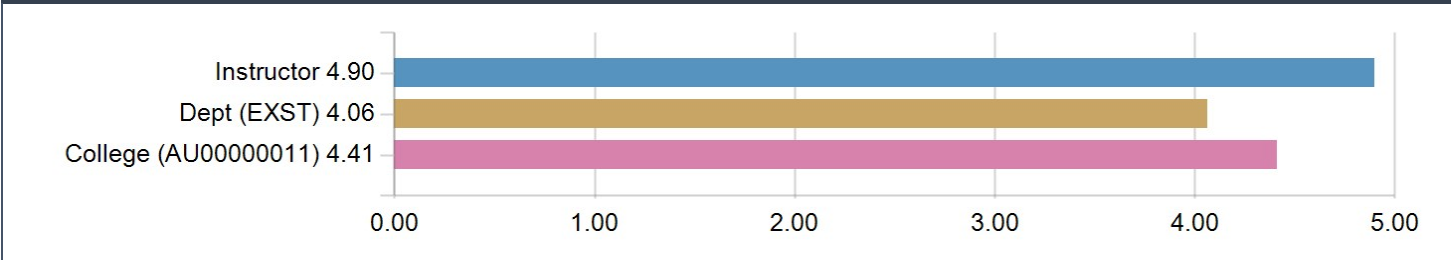
(AG-01) Feedback for Instructor: Athanasios Gentimis



5. The instructor was receptive to me outside scheduled class meetings.



6. The instructor provided useful feedback on how to improve my performance when requested.



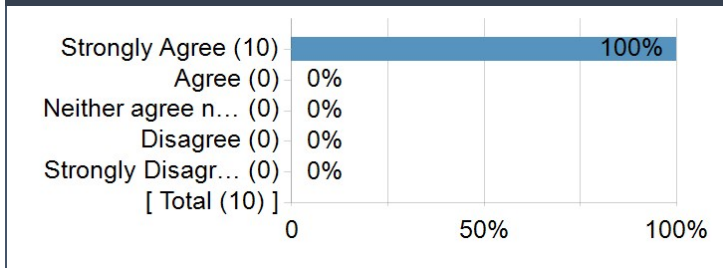
(AG-01) Feedback for Instructor: Athanasios Gentimis

	N	% SA	% A	% N	% D	% SD	N/A	Mean	STD
The instructor provided accurate information on course grading policies, objectives, and requirements.	10	100 %	0 %	0 %	0 %	0 %	0	5.00	0.00
The instructor was consistently prepared for class.	10	80 %	20 %	0 %	0 %	0 %	0	4.80	0.42
The instructor presented material clearly.	10	90 %	10 %	0 %	0 %	0 %	0	4.90	0.32
The instructor consistently treated me with respect.	10	100 %	0 %	0 %	0 %	0 %	0	5.00	0.00
The instructor was receptive to me outside scheduled class meetings.	10	100 %	0 %	0 %	0 %	0 %	0	5.00	0.00
The instructor provided useful feedback on how to improve my performance when requested.	10	90 %	10 %	0 %	0 %	0 %	0	4.90	0.32

(AG-01) Feedback for Instructor: Athanasios Gentimis

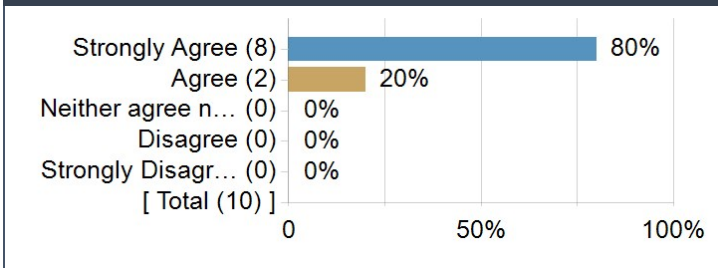
Competency Statistics		Value
Mean		4.93
Standard Deviation		0.25

1. The instructor provided accurate information on course grading policies, objectives, and requirements.



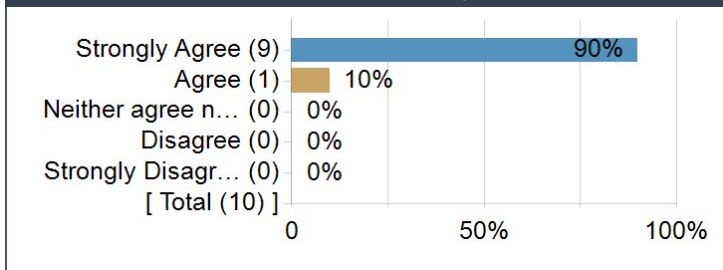
Statistics	Value
Response Count	10
Mean	5.00
Standard Deviation	0.00

2. The instructor was consistently prepared for class.



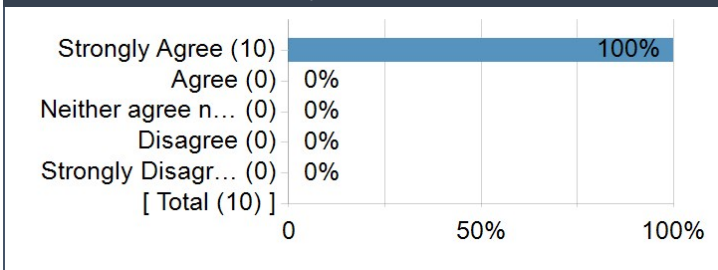
Statistics	Value
Response Count	10
Mean	4.80
Standard Deviation	0.42

3. The instructor presented material clearly.



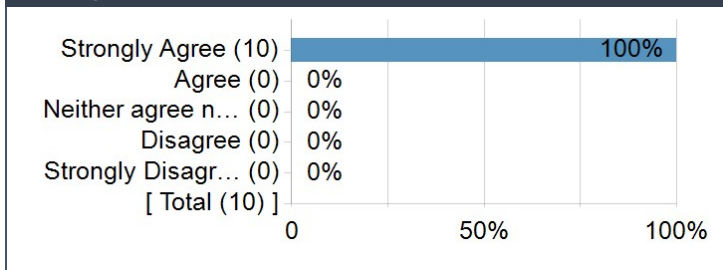
Statistics	Value
Response Count	10
Mean	4.90
Standard Deviation	0.32

4. The instructor consistently treated me with respect.



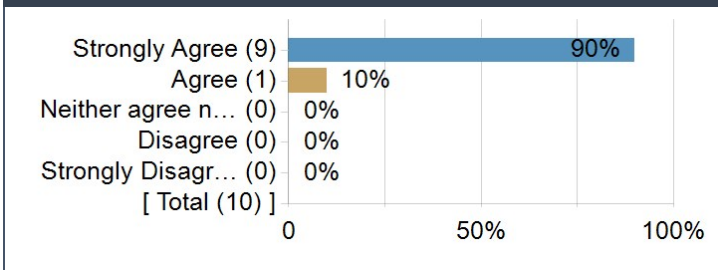
Statistics	Value
Response Count	10
Mean	5.00
Standard Deviation	0.00

5. The instructor was receptive to me outside scheduled class meetings.



Statistics	Value
Response Count	10
Mean	5.00
Standard Deviation	0.00

6. The instructor provided useful feedback on how to improve my performance when requested.

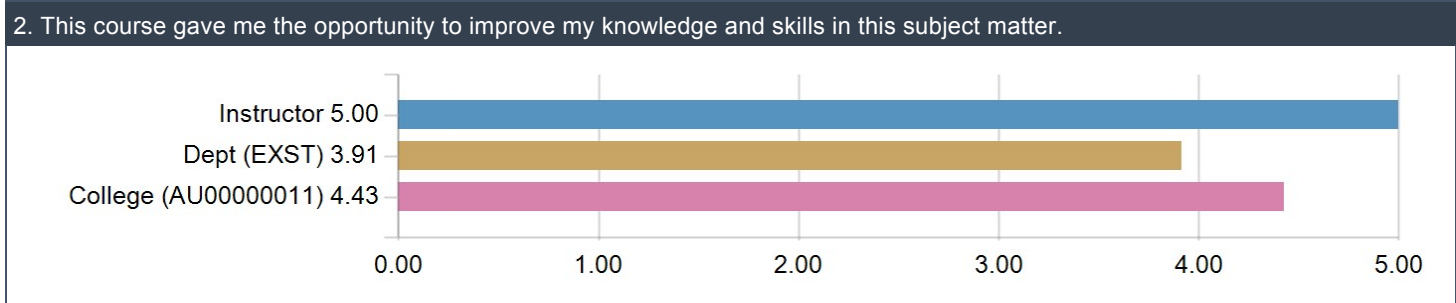
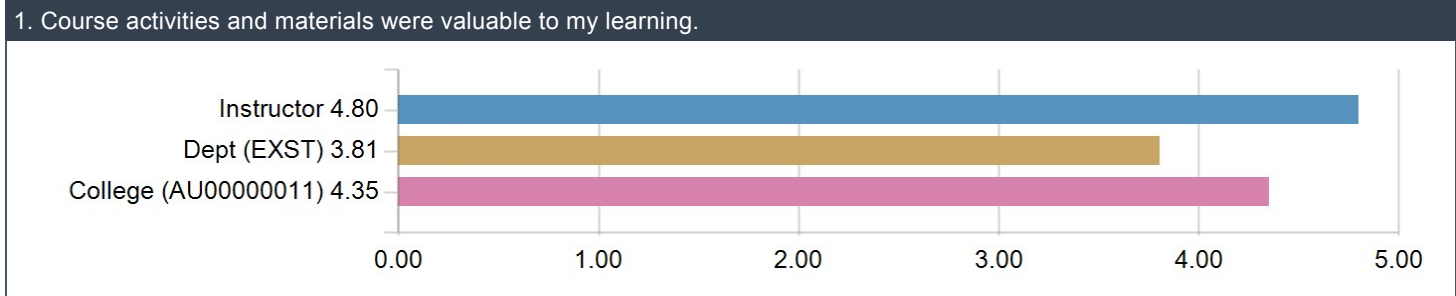
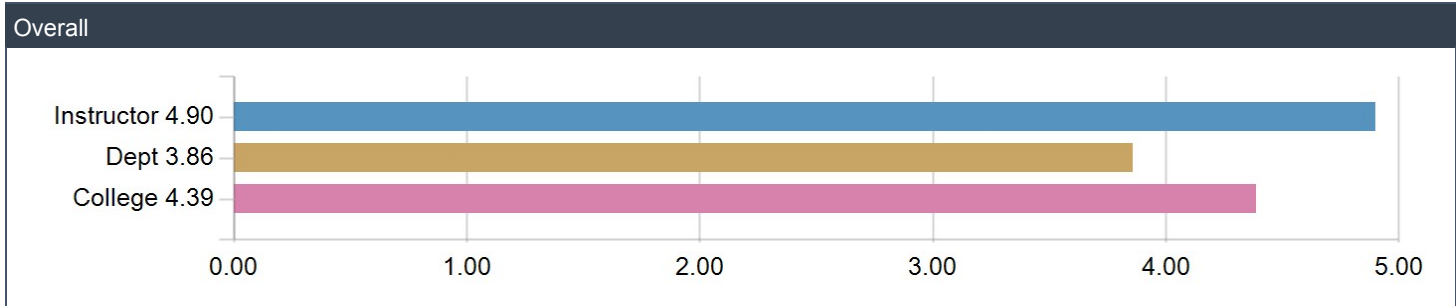


Statistics	Value
Response Count	10
Mean	4.90
Standard Deviation	0.32

(AG-02) Comments about Instructor Athanasios Gentimis

Comments
Very helpful, open minded and prepared. He could teach machine learning to ag students with a snap of his fingers.
I really like his teaching. he makes an effort so everyone understand what is going on. i would like to recommend this course.
Very helpful! I learned a lot and I look forward to working closely with him in the future. (he shouldn't have killed Spiderman though)
Great TEACHer! Discusses topics on a way that students understand. Has concern on students learning or not or difficulties.
I think he is a good instructor, who presents the class material in an easy way for the students to understand it.

(AG-03)Feedback about course EXST 7087 (section 002): ADV TOPICS IN STAT - DIGITAL AGRICULTURE



(AG-03)Feedback about course EXST 7087 (section 002): ADV TOPICS IN STAT - DIGITAL AGRICULTURE

	N	% SA	% A	% N	% D	% SD	N/A	Mean	STD
Course activities and materials were valuable to my learning.	10	80 %	20 %	0 %	0 %	0 %	0	4.80	0.42
This course gave me the opportunity to improve my knowledge and skills in this subject matter.	10	100 %	0 %	0 %	0 %	0 %	0	5.00	0.00

(AG-03)Feedback about course EXST 7087 (section 002): ADV TOPICS IN STAT - DIGITAL AGRICULTURE

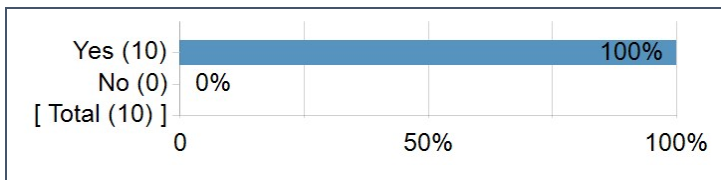
Competency Statistics	Value
Mean	4.90
Standard Deviation	0.31
Standard Error (base on SD)	0.07

1. Course activities and materials were valuable to my learning.		2. This course gave me the opportunity to improve my knowledge and skills in this subject matter.																									
<table border="1"> <tr><td>Strongly Agree (8)</td><td>80%</td></tr> <tr><td>Agree (2)</td><td>20%</td></tr> <tr><td>Neither agree n... (0)</td><td>0%</td></tr> <tr><td>Disagree (0)</td><td>0%</td></tr> <tr><td>Strongly Disagr... (0)</td><td>0%</td></tr> <tr><td>[Total (10)]</td><td></td></tr> </table>		Strongly Agree (8)	80%	Agree (2)	20%	Neither agree n... (0)	0%	Disagree (0)	0%	Strongly Disagr... (0)	0%	[Total (10)]		<table border="1"> <tr><td>Strongly Agree (10)</td><td>100%</td></tr> <tr><td>Agree (0)</td><td>0%</td></tr> <tr><td>Neither agree n... (0)</td><td>0%</td></tr> <tr><td>Disagree (0)</td><td>0%</td></tr> <tr><td>Strongly Disagr... (0)</td><td>0%</td></tr> <tr><td>[Total (10)]</td><td></td></tr> </table>		Strongly Agree (10)	100%	Agree (0)	0%	Neither agree n... (0)	0%	Disagree (0)	0%	Strongly Disagr... (0)	0%	[Total (10)]	
Strongly Agree (8)	80%																										
Agree (2)	20%																										
Neither agree n... (0)	0%																										
Disagree (0)	0%																										
Strongly Disagr... (0)	0%																										
[Total (10)]																											
Strongly Agree (10)	100%																										
Agree (0)	0%																										
Neither agree n... (0)	0%																										
Disagree (0)	0%																										
Strongly Disagr... (0)	0%																										
[Total (10)]																											
Statistics	Value	Statistics	Value																								
Response Count	10	Response Count	10																								
Mean	4.80	Mean	5.00																								
Standard Deviation	0.42	Standard Deviation	0.00																								

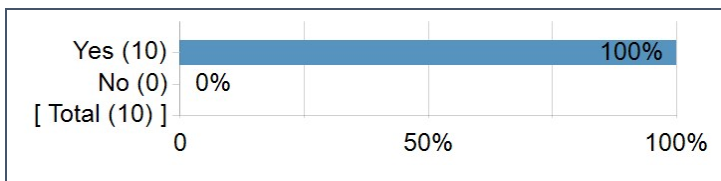
(AG-04) Comments about Course EXST 7087 (section 002): ADV TOPICS IN STAT - DIGITAL AGRICULTURE

Comments
I loved the course. I did not know anything about the topics when I first started. I wouldn't consider myself an expert now but I definitely understand what tools are available and how I can apply it to my research.
I learn a lot about different softwares that will help me analyze my data. Also, some of the programming part of those softwares are less time consuming as compared to others I have used in the past.

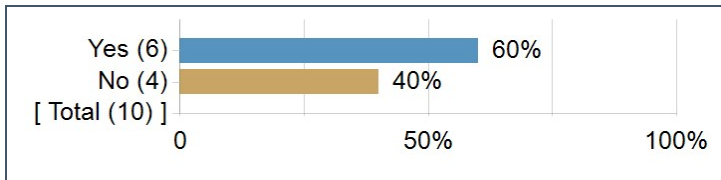
(AG-05) Overall, I would evaluate this course as excellent.



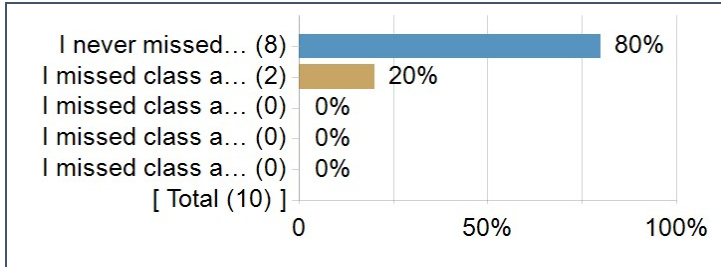
(AG-06)Overall, I would evaluate this instructor Athanasios Gentimis as effective.



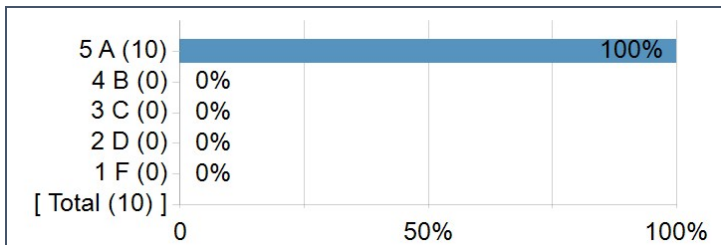
(AG-07)Is this course required for your degree?



(AG-08)How many class sessions during the semester did you miss?

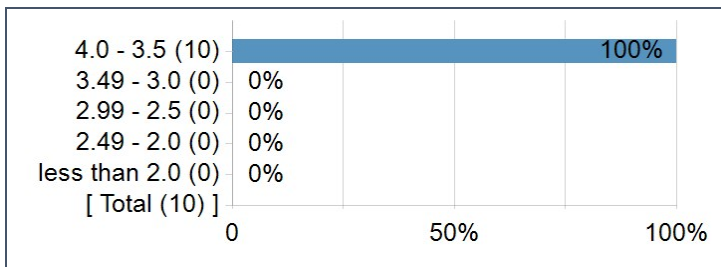


(AG-09)What is your expected grade in this course?



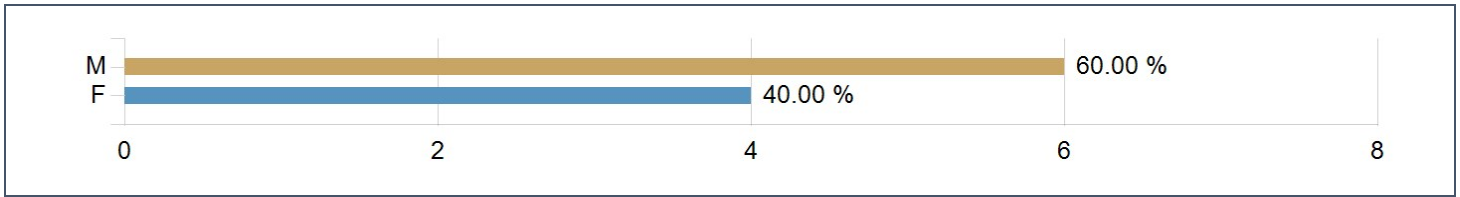
Statistics	Value
Response Count	10
Mean	5.00
Median	5.00
Mode	5
Standard Deviation	0.00
Population Standard Deviation	0.00
Standard Error (base on SD)	0.00
Standard Error (base on PSD)	0.00

(AG-10)What is your current LSU GPA?

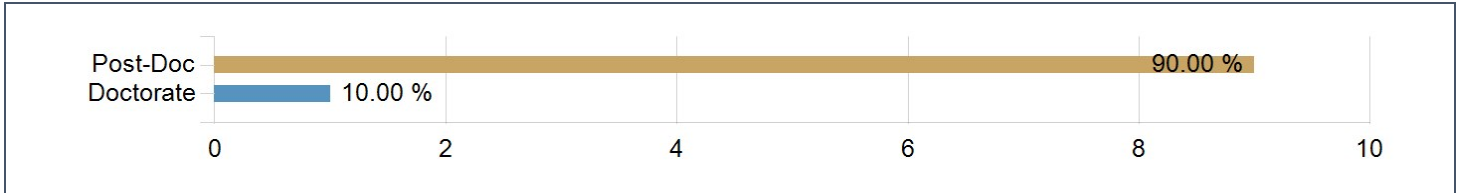


Demographic Information

Gender



Classification



Primary Major

