



Report for Spring 2019 for EXST 7005 (section 001): STATIS TECHNIQUES I (Athanasios Gentimis)

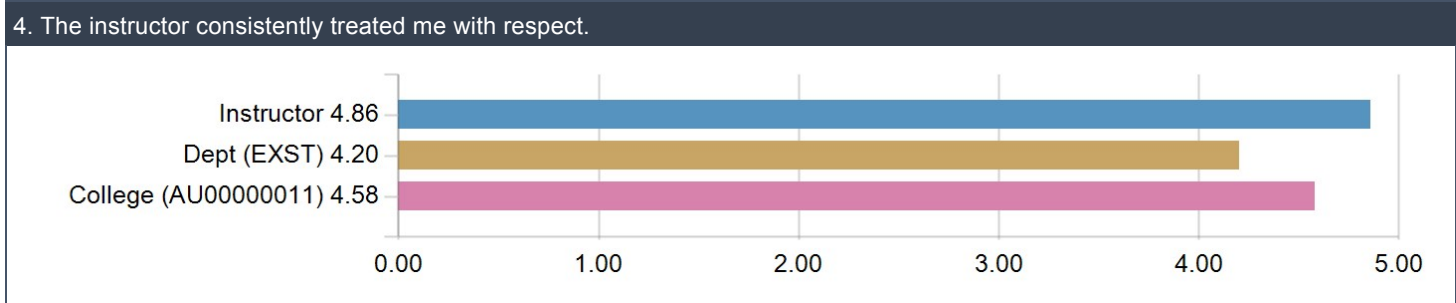

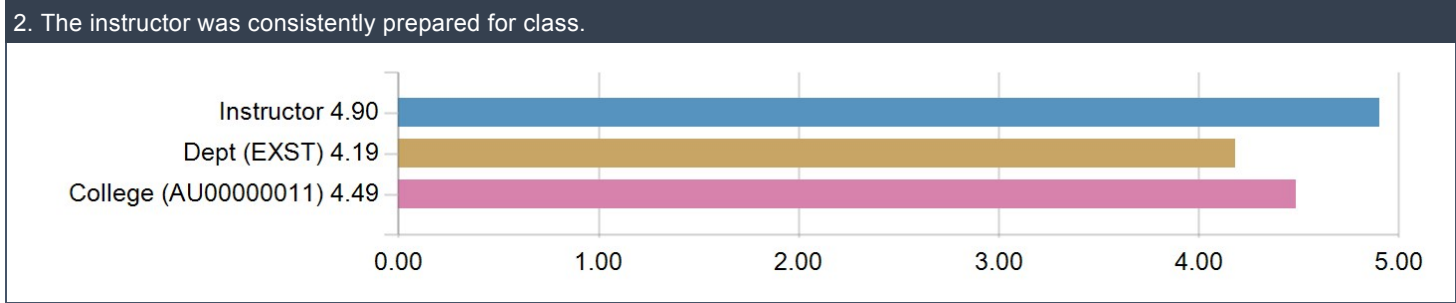
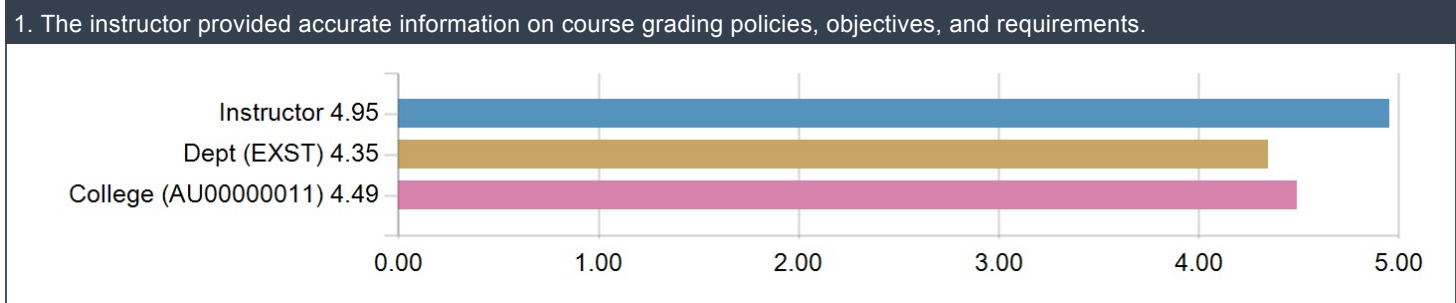
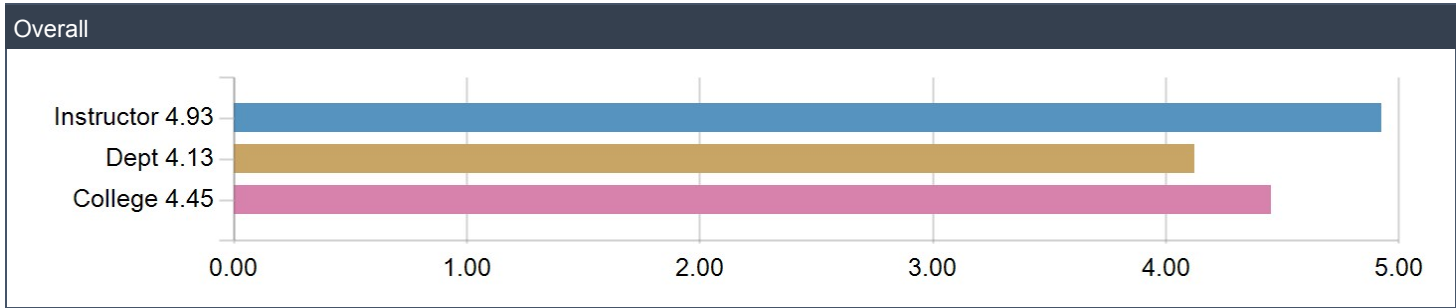
Project Title: **LSU Course Evaluation - Spring 2019**

Course Audience: **27**
Responses Received: **21**
Response Ratio: **78%**

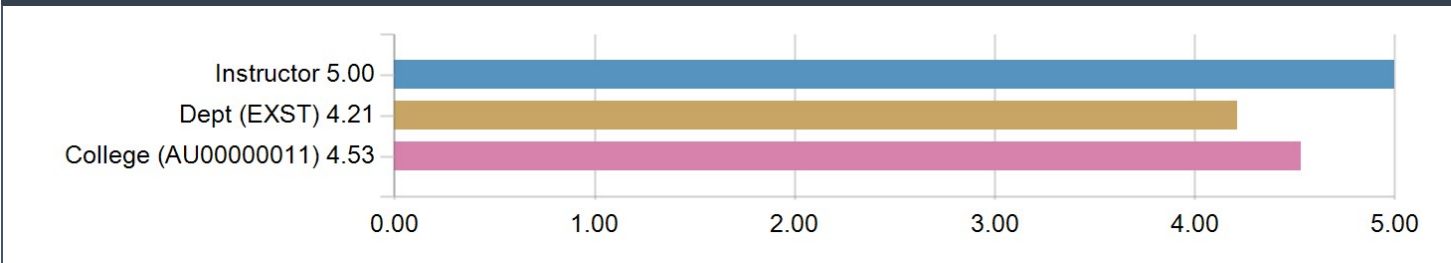
Creation Date: **Wednesday, May 8, 2019**



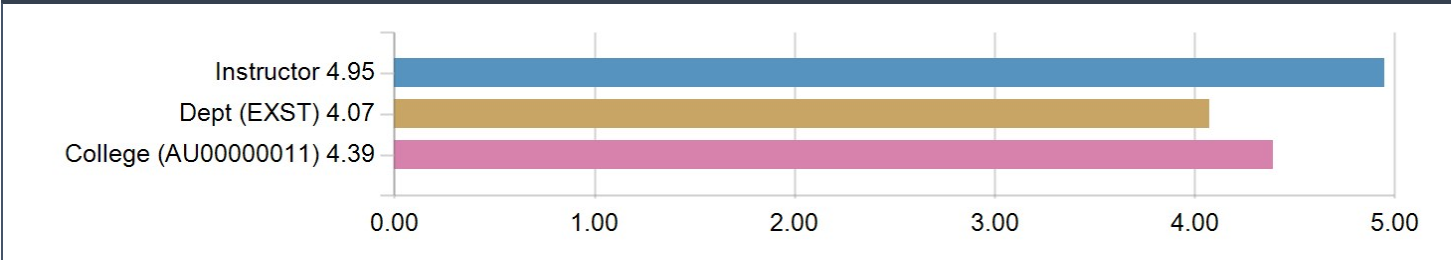
(AG-01) Feedback for Instructor: Athanasios Gentimis



5. The instructor was receptive to me outside scheduled class meetings.



6. The instructor provided useful feedback on how to improve my performance when requested.



(AG-01) Feedback for Instructor: Athanasios Gentimis

	N	% SA	% A	% N	% D	% SD	N/A	Mean	STD
The instructor provided accurate information on course grading policies, objectives, and requirements.	21	95%	5%	0%	0%	0%	0	4.95	0.22
The instructor was consistently prepared for class.	21	90%	10%	0%	0%	0%	0	4.90	0.30
The instructor presented material clearly.	21	90%	10%	0%	0%	0%	0	4.90	0.30
The instructor consistently treated me with respect.	21	86%	14%	0%	0%	0%	0	4.86	0.36
The instructor was receptive to me outside scheduled class meetings.	21	95%	0%	0%	0%	0%	1	5.00	0.00
The instructor provided useful feedback on how to improve my performance when requested.	21	86%	5%	0%	0%	0%	2	4.95	0.23

(AG-01) Feedback for Instructor: Athanasios Gentimis

Competency Statistics		Value
Mean		4.93
Standard Deviation		0.26

1. The instructor provided accurate information on course grading policies, objectives, and requirements.		2. The instructor was consistently prepared for class.	
Statistics	Value	Statistics	Value
Response Count	21	Response Count	21
Mean	4.95	Mean	4.90
Standard Deviation	0.22	Standard Deviation	0.30

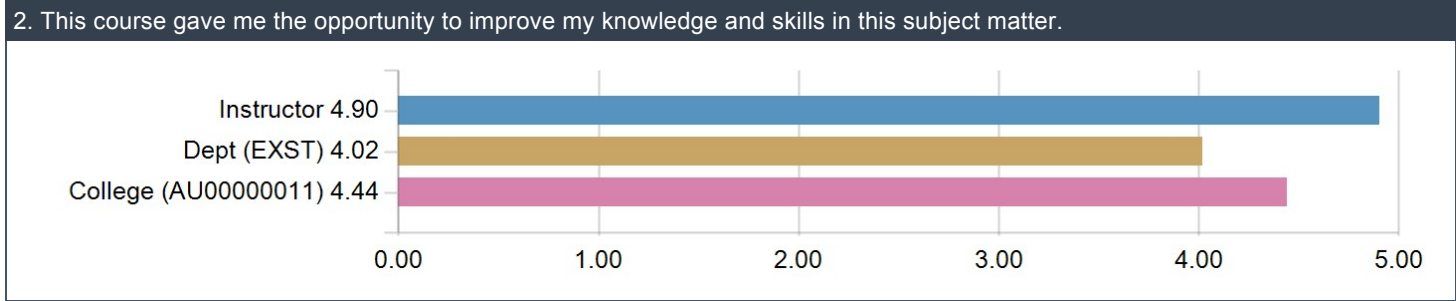
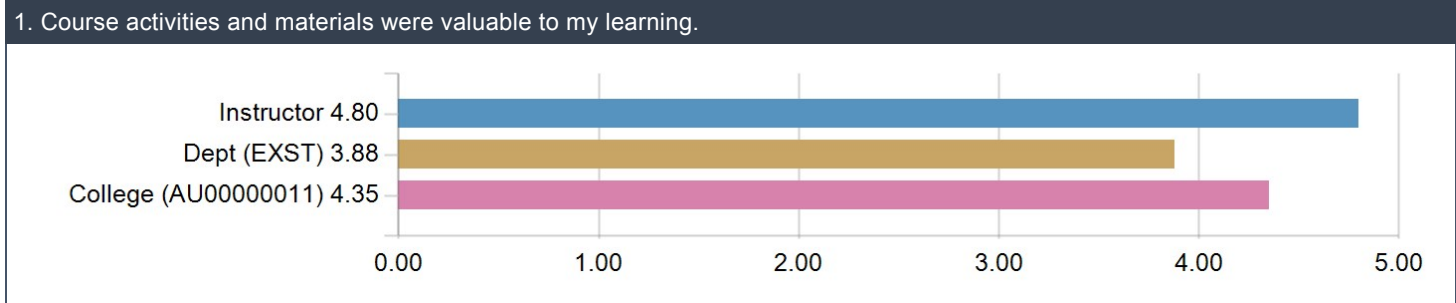
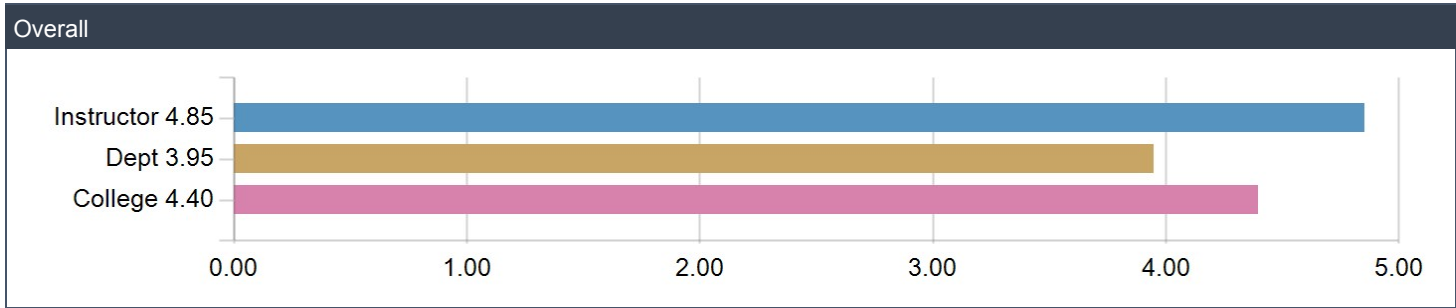
3. The instructor presented material clearly.		4. The instructor consistently treated me with respect.	
Statistics	Value	Statistics	Value
Response Count	21	Response Count	21
Mean	4.90	Mean	4.86
Standard Deviation	0.30	Standard Deviation	0.36

5. The instructor was receptive to me outside scheduled class meetings.		6. The instructor provided useful feedback on how to improve my performance when requested.	
Statistics	Value	Statistics	Value
Response Count	20	Response Count	19
Mean	5.00	Mean	4.95
Standard Deviation	0.00	Standard Deviation	0.23

(AG-02) Comments about Instructor Athanasios Gentimis

Comments
Dr. Gentimis did a great job of explaining everything clearly and I liked that he recorded his lectures.
Statistics and I do not have a romantic past—barely cordial would be more accurate. I forgot about his when taking Dr. Gentimis' course because he makes complicated material logical and straightforward. I was impressed how he did this without the book (I did read it a few times and was reminded why I don't like statistics). The course greatly helped me, not only revise my opinion about statistics, but understand research better.
You are an amazing professor and honestly the best EXST professor I have had here at LSU during my graduate and undergraduate time. The way you teach lectures and approach the material when lecturing us in class with the charisma and enthusiasm you have for this subject material has helped me learn the material so much better than I have ever experienced. Thank you so much for teaching me this semester. You have been incredible. I hope you are able to stay here at LSU for a long time because of how beneficial your abilities and teaching has been to me, the other students, and all your future students. I have had experience with other professors who teach statistics but you have been the best by far. I was worried about this class because EXST has been difficult for me in the past, but its the way you teach your lectures and present the material that has made a tremendous and a world's difference in how I learn.
Dr.Gentimis is an excellent instructor, and is good at teaching the boring concepts with interesting examples, which is really helpful
Dr. Gentimis is a great professor, he is very clear with explanations on statistical methods and applications. I appreciate his inclusion of real world examples with statistical applications.
The professor was very friendly and cares deeply about the subject. There were a few mistakes in the notes. This is the only thing I can think of that needs improvement.
Try to be quicker with email response. I did not have to email you much, but when I did response was delayed. One time I never received a reply.
Course material and class speed are fine. Some questions received during class should just be referred to office hours.
This area I do not know much about, but I might suggest additional guidance for your TA's. Frank is knowledgeable and an asset to your department; however, as his mentor I would suggest you try to tame his ego. His skills are excellent, but he can come across as arrogant (probably culture). Sometimes he was hard to reach/find, but I understand he is a student.
I am highly impressed by the way that Dr. Gentimis adopts during the class. He explains ideas in such a way that students, at least I, comprehend fundamentals of the subject easily and effectively. I appreciate him for all the useful knowledge that he delivered to the class.
He is very good.
His approach to teaching is great.
The only professor I've met at LSU (so far) that genuinely cares that his students LEARN. Most professors don't care if you learn what they're teaching you, and they don't try to hide it very well.
Instructor is highly knowledgeable on the subject and conveys information effectively. One of the better instructors I have had at LSU
Dr. Gentimis has been consistently prepared for class and is always pleasant and helpful to his students. He is very knowledgable.

(AG-03)Feedback about course EXST 7005 (section 001): STATIS TECHNIQUES I



(AG-03)Feedback about course EXST 7005 (section 001): STATIS TECHNIQUES I

	N	% SA	% A	% N	% D	% SD	N/A	Mean	STD
Course activities and materials were valuable to my learning.	20	80%	20%	0%	0%	0%	0	4.80	0.41
This course gave me the opportunity to improve my knowledge and skills in this subject matter.	21	90%	10%	0%	0%	0%	0	4.90	0.30

(AG-03)Feedback about course EXST 7005 (section 001): STATIS TECHNIQUES I

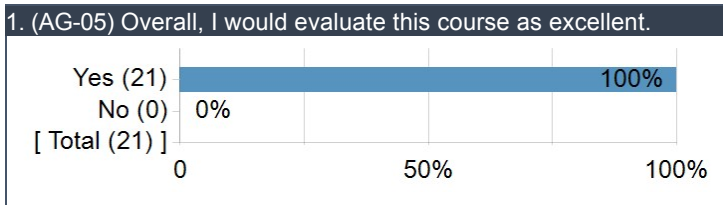
Competency Statistics		Value
Mean		4.85
Standard Deviation		0.36
Standard Error (base on SD)		0.06

1. Course activities and materials were valuable to my learning.		2. This course gave me the opportunity to improve my knowledge and skills in this subject matter.																									
<table border="1"> <tr><td>Strongly Agree (16)</td><td>80%</td></tr> <tr><td>Agree (4)</td><td>20%</td></tr> <tr><td>Neither agree n... (0)</td><td>0%</td></tr> <tr><td>Disagree (0)</td><td>0%</td></tr> <tr><td>Strongly Disagr... (0)</td><td>0%</td></tr> <tr><td>[Total (20)]</td><td></td></tr> </table>		Strongly Agree (16)	80%	Agree (4)	20%	Neither agree n... (0)	0%	Disagree (0)	0%	Strongly Disagr... (0)	0%	[Total (20)]		<table border="1"> <tr><td>Strongly Agree (19)</td><td>90%</td></tr> <tr><td>Agree (2)</td><td>10%</td></tr> <tr><td>Neither agree n... (0)</td><td>0%</td></tr> <tr><td>Disagree (0)</td><td>0%</td></tr> <tr><td>Strongly Disagr... (0)</td><td>0%</td></tr> <tr><td>[Total (21)]</td><td></td></tr> </table>		Strongly Agree (19)	90%	Agree (2)	10%	Neither agree n... (0)	0%	Disagree (0)	0%	Strongly Disagr... (0)	0%	[Total (21)]	
Strongly Agree (16)	80%																										
Agree (4)	20%																										
Neither agree n... (0)	0%																										
Disagree (0)	0%																										
Strongly Disagr... (0)	0%																										
[Total (20)]																											
Strongly Agree (19)	90%																										
Agree (2)	10%																										
Neither agree n... (0)	0%																										
Disagree (0)	0%																										
Strongly Disagr... (0)	0%																										
[Total (21)]																											
Statistics	Value	Statistics	Value																								
Response Count	20	Response Count	21																								
Mean	4.80	Mean	4.90																								
Standard Deviation	0.41	Standard Deviation	0.30																								

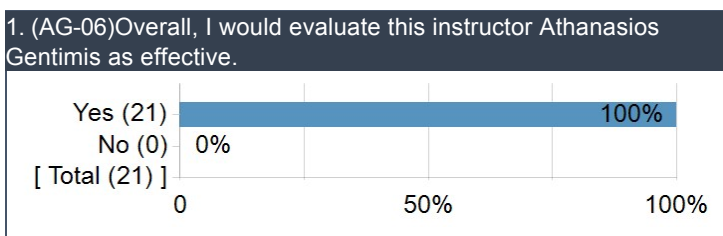
(AG-04) Comments about Course EXST 7005 (section 001): STATIS TECHNIQUES I

Comments
It would have been more useful to me if the labs were in R. I did appreciate that R was an option.
My impressions of the course can only be attributed to the individuals running it. In addition to the instructor, my TA, Frank, was integral to a far better understanding of statistics.
The lab is also helpful and practical
This course gave me a more clear understanding of how statistical analysis/tests are used with data sets.
I can't think of anything that I didn't already say in the comments about the professor.
Certainly, knowledge from this course will help me to present my research work in a more statistically appropriate way. Dr. Gentimis advised the class a lot of do's and don'ts of the statistics and how to use them in the research carefully.
The course is fabulous. I can able to brush up some concepts and also gained some advanced knowledge
The material was presented in a very clear and informative way such that students could easily learn. The slides were very helpful.

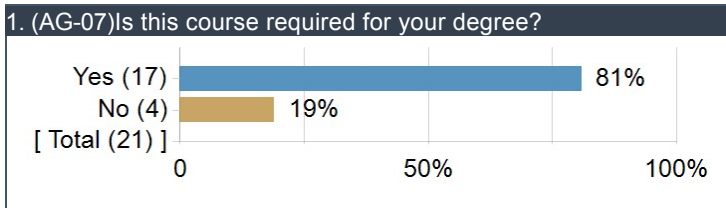
(AG-05) Overall, I would evaluate this course as excellent.



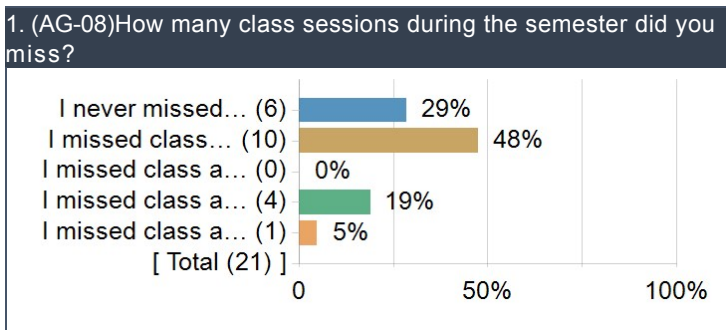
(AG-06)Overall, I would evaluate this instructor Athanasios Gentimis as effective.



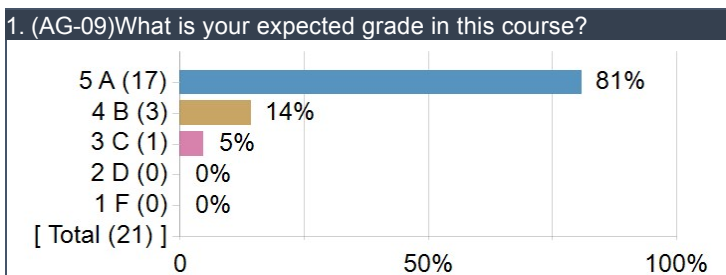
(AG-07)Is this course required for your degree?



(AG-08)How many class sessions during the semester did you miss?

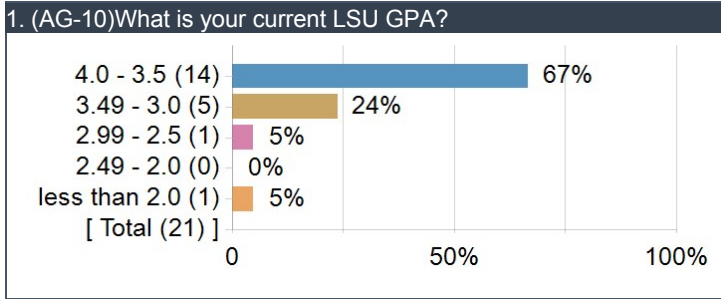


(AG-09)What is your expected grade in this course?



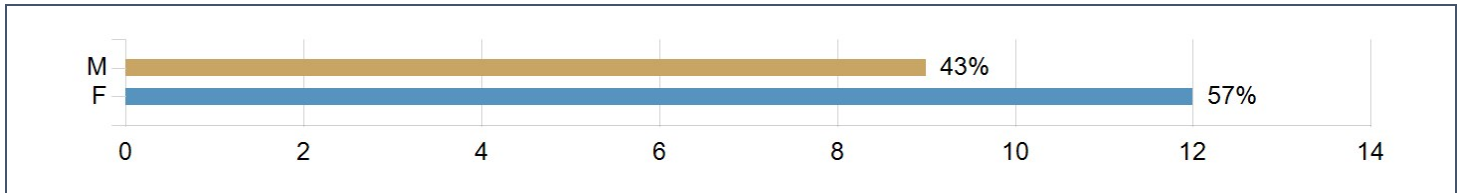
Statistics	Value
Response Count	21
Mean	4.76
Median	5.00
Mode	5
Standard Deviation	0.54
Population Standard Deviation	0.53
Standard Error (base on SD)	0.12
Standard Error (base on PSD)	0.11

(AG-10)What is your current LSU GPA?

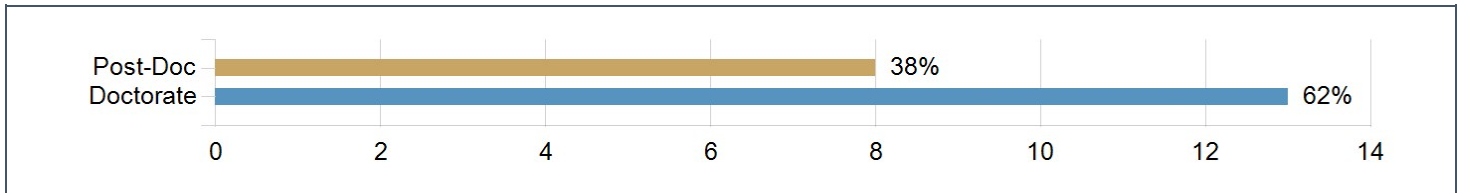


Demographic Information

Gender



Classification



Primary Major

