



Report for Spring 2019 for EXST 7005 (section 002): STATIS TECHNIQUES I (Athanasios Gentimis)

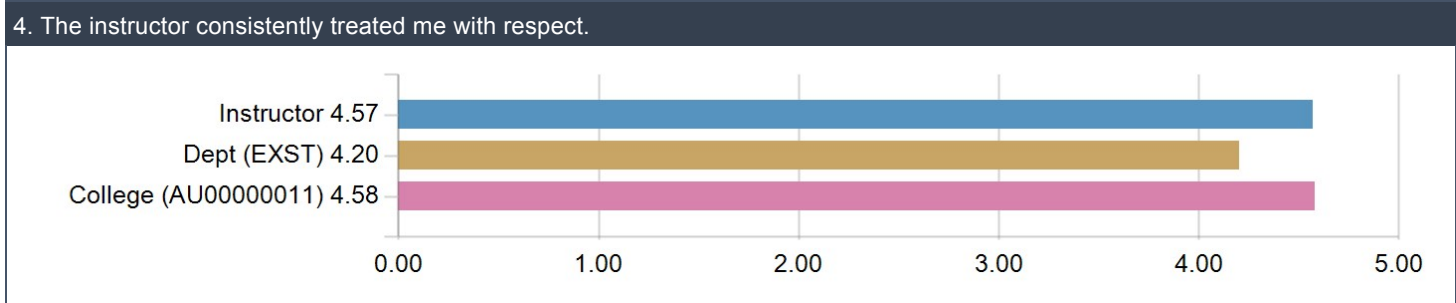

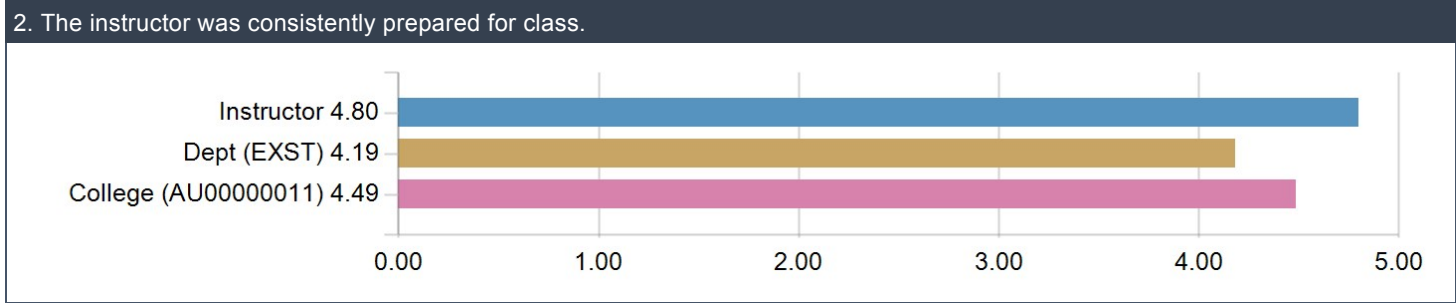
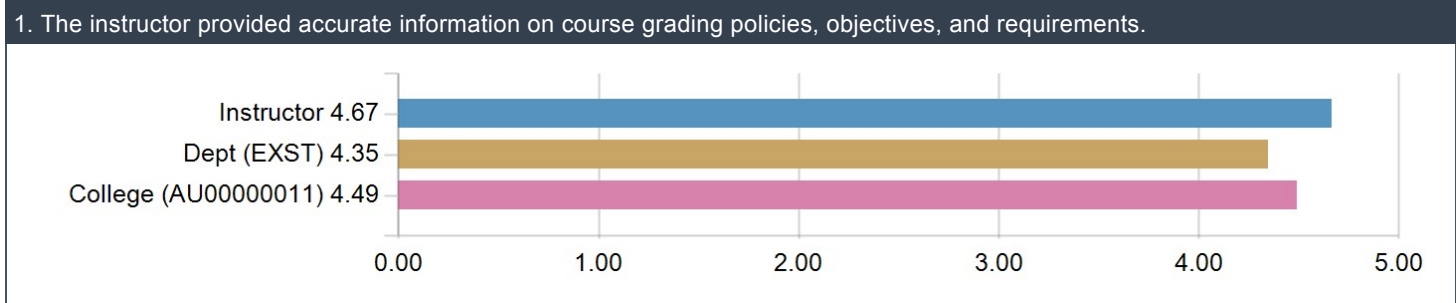
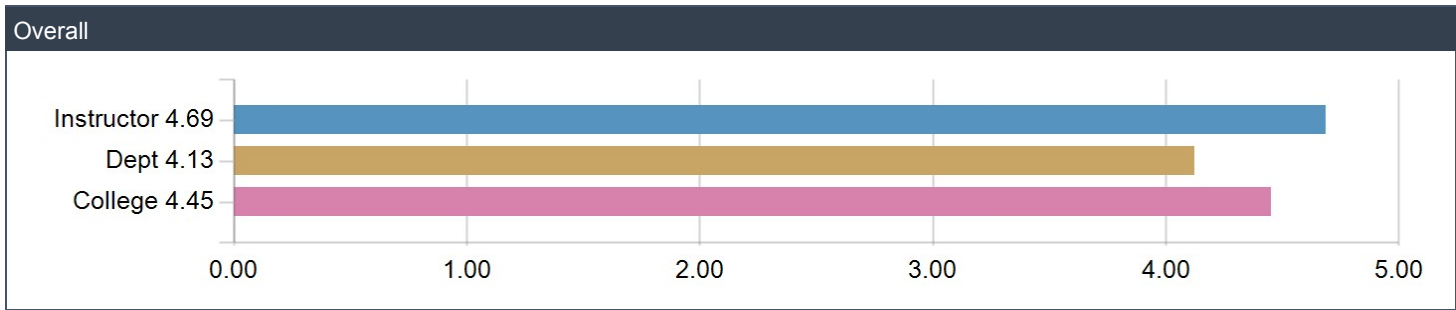
Project Title: **LSU Course Evaluation - Spring 2019**

Course Audience: **18**
Responses Received: **15**
Response Ratio: **83%**

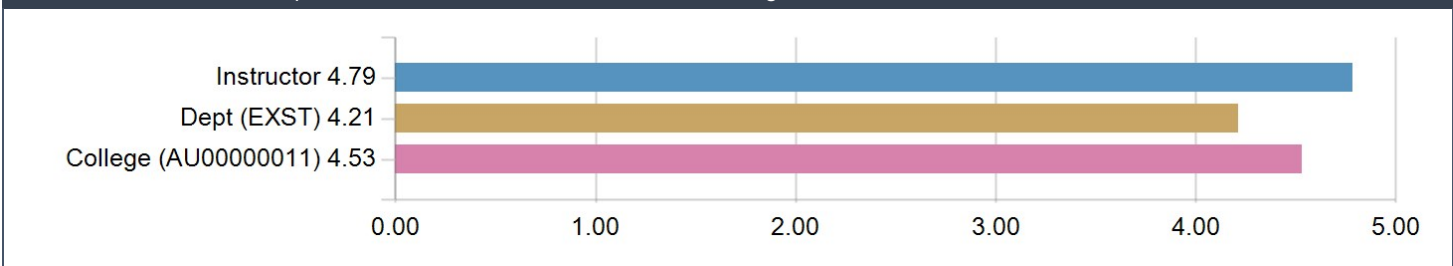
Creation Date: **Wednesday, May 8, 2019**



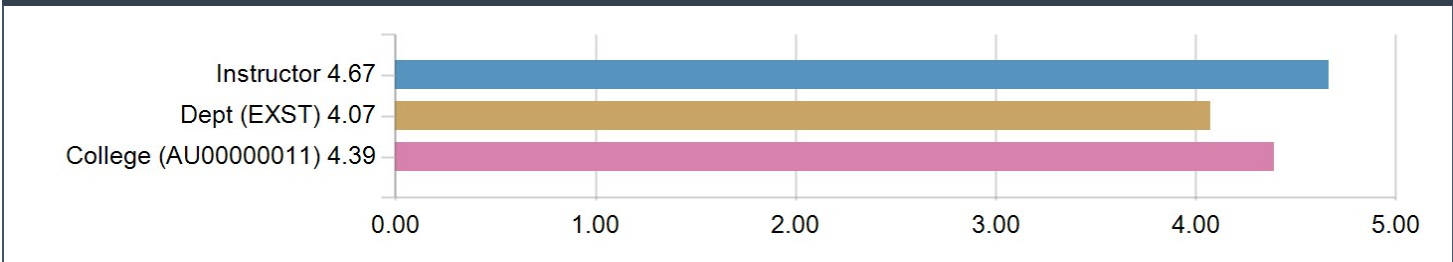
(AG-01) Feedback for Instructor: Athanasios Gentimis



5. The instructor was receptive to me outside scheduled class meetings.



6. The instructor provided useful feedback on how to improve my performance when requested.



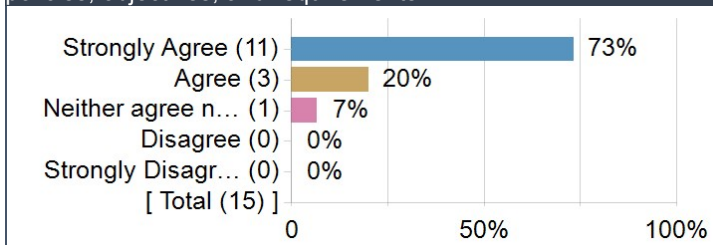
(AG-01) Feedback for Instructor: Athanasios Gentimis

	N	% SA	% A	% N	% D	% SD	N/A	Mean	STD
The instructor provided accurate information on course grading policies, objectives, and requirements.	15	73%	20%	7%	0%	0%	0	4.67	0.62
The instructor was consistently prepared for class.	15	80%	20%	0%	0%	0%	0	4.80	0.41
The instructor presented material clearly.	14	79%	7%	14%	0%	0%	0	4.64	0.74
The instructor consistently treated me with respect.	15	67%	13%	13%	0%	0%	1	4.57	0.76
The instructor was receptive to me outside scheduled class meetings.	15	80%	7%	7%	0%	0%	1	4.79	0.58
The instructor provided useful feedback on how to improve my performance when requested.	15	73%	20%	7%	0%	0%	0	4.67	0.62

(AG-01) Feedback for Instructor: Athanasios Gentimis

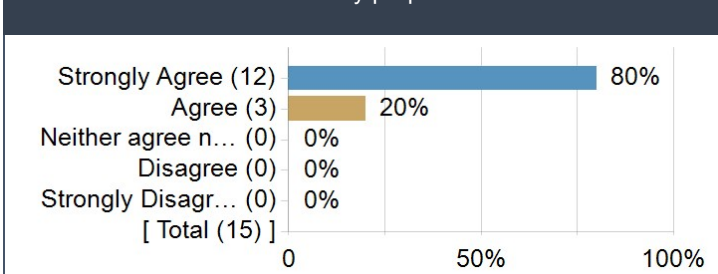
Competency Statistics		Value
Mean		4.69
Standard Deviation		0.62

1. The instructor provided accurate information on course grading policies, objectives, and requirements.



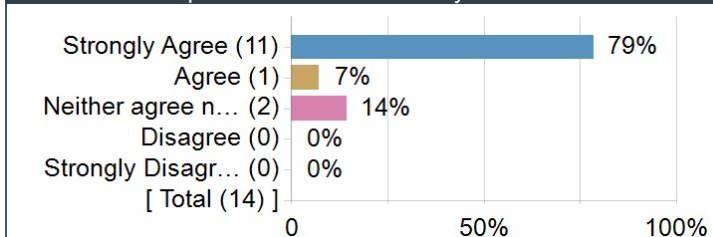
Statistics	Value
Response Count	15
Mean	4.67
Standard Deviation	0.62

2. The instructor was consistently prepared for class.



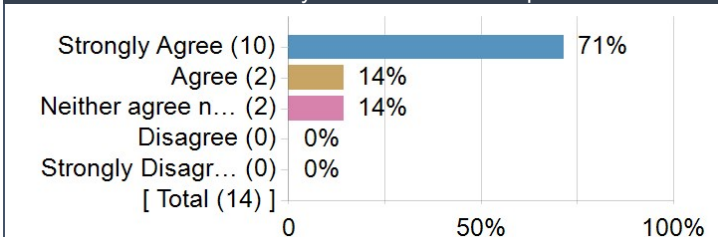
Statistics	Value
Response Count	15
Mean	4.80
Standard Deviation	0.41

3. The instructor presented material clearly.



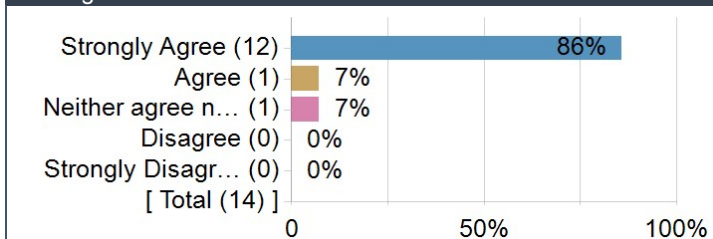
Statistics	Value
Response Count	14
Mean	4.64
Standard Deviation	0.74

4. The instructor consistently treated me with respect.



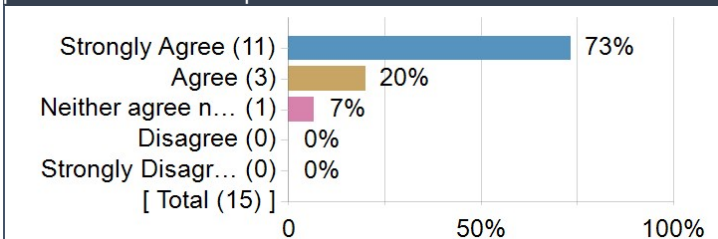
Statistics	Value
Response Count	14
Mean	4.57
Standard Deviation	0.76

5. The instructor was receptive to me outside scheduled class meetings.



Statistics	Value
Response Count	14
Mean	4.79
Standard Deviation	0.58

6. The instructor provided useful feedback on how to improve my performance when requested.

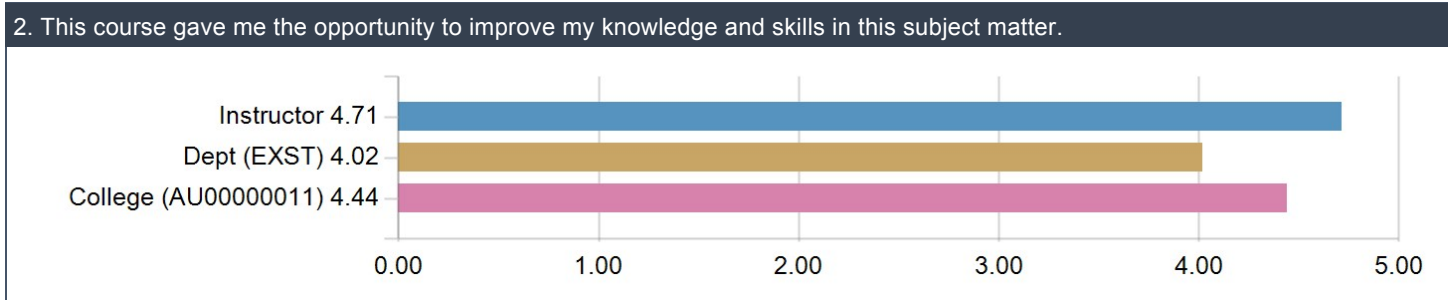
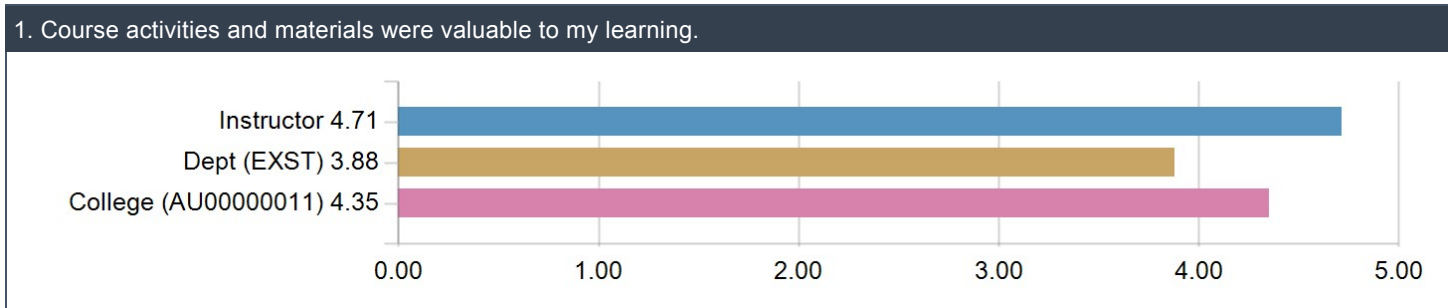
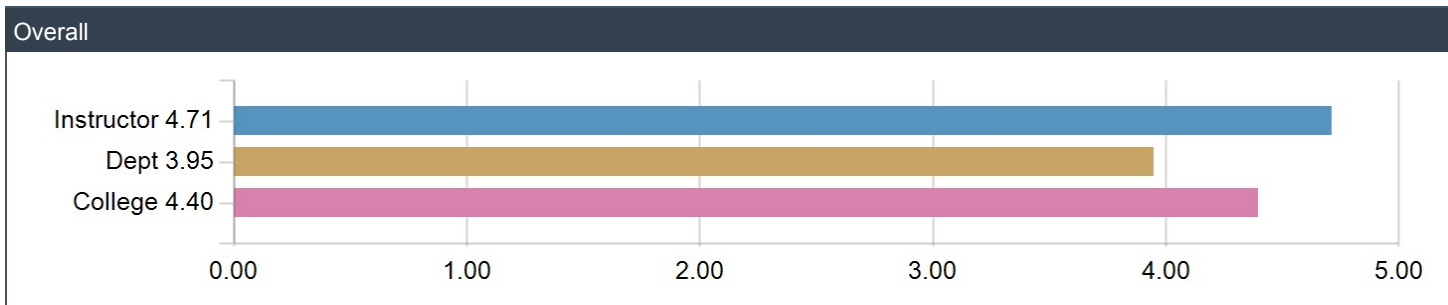


Statistics	Value
Response Count	15
Mean	4.67
Standard Deviation	0.62

(AG-02) Comments about Instructor Athanasios Gentimis

Comments
Great teacher. Strong ability to communicate information effectively.
Dr. Gentimis is a great instructor. I learned a lot from him.
try to avoid some typo in the PPT materials
structured and taught course in a productive manner allowing the students to digest the material while also helping us to apply material through homework assignments and the final project. Very very helpful professor and course.
Dr. Gentimis is a wonderful professor. He explains all the course material thoroughly and really cares about his students' success. He tried to make the lectures interactive and fun rather than simply lecturing for 80 minutes straight twice a week. The class went slow and steady throughout the entire semester, which was really nice.
Dr. Gentimis is a excellent instructor. He encourages participation in class and explains the class topics systematically and interestingly. His classes were organized, informative and engaging.
Nice prof. Interesting teaching style. Never left the class boring, the statistic stuff is boring though.
I would suggest that no labs due the week of exams. I would hope that both instructors would give the same info in labs. Not just one hinting this will be on exam and please know that it means xxxxx. When the other doesn't cover such. This was a great course due to the professor and his knowledge.
Dr. Gentimis makes me understand basic stat. I have taken two stat classes in my undergrade, since then I did not like stat until currently, I like stat thanks to Dr. Gentimis. He speaks clearly, at a optimal speed for any student for who English is not a native language to understand. I really appreciate that.
Great teacher, great teaching skills, and the T.A. (ALEX) also has good teaching skills for the lab.
Great guy, you can tell he genuinely likes what he teaches and also cares about the knowledge students gain from his class

(AG-03) Feedback about course EXST 7005 (section 002): STATIS TECHNIQUES I

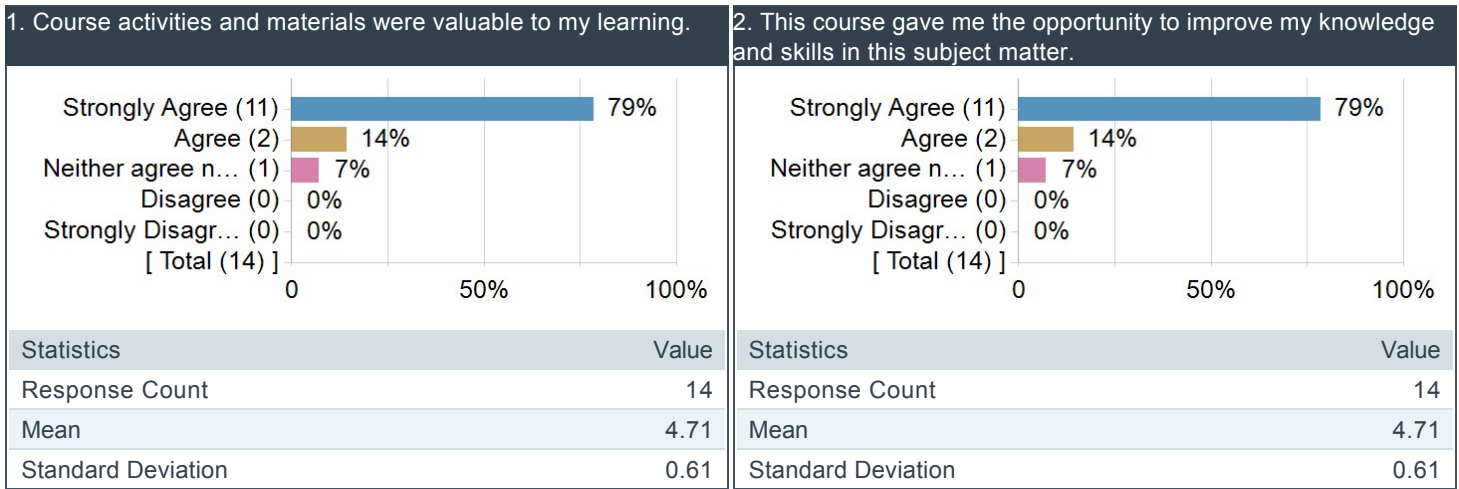


(AG-03)Feedback about course EXST 7005 (section 002): STATIS TECHNIQUES I

	N	% SA	% A	% N	% D	% SD	N/A	Mean	STD
Course activities and materials were valuable to my learning.	14	79%	14%	7%	0%	0%	0	4.71	0.61
This course gave me the opportunity to improve my knowledge and skills in this subject matter.	14	79%	14%	7%	0%	0%	0	4.71	0.61

(AG-03)Feedback about course EXST 7005 (section 002): STATIS TECHNIQUES I

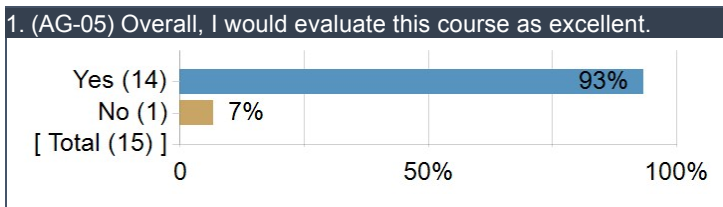
Competency Statistics	Value
Mean	4.71
Standard Deviation	0.60
Standard Error (base on SD)	0.11



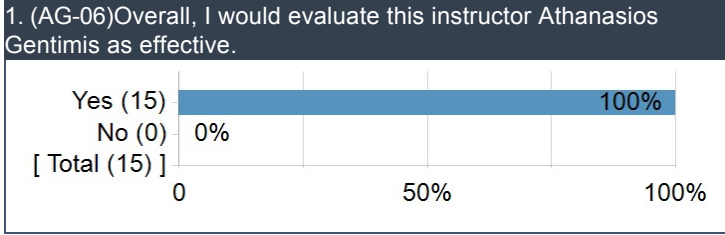
(AG-04) Comments about Course EXST 7005 (section 002): STATIS TECHNIQUES I

Comments
One of the best courses I have ever took. Impeccable organization. There is room for improvement for the structure of exams. The first exam was too long. Consider to reduce one or two questions or a few items in some questions.
It is a fundamental course for Statistics. Useful and practical.
make the course progress a little faster
I was nervous about this course because I have not had the best experience with statistics courses from my previous institutions. This course was structured in a way that I was able to learn the material effectively. I really enjoyed the lab section of the course as well. My TA, Alex, was really great. He did an awesome job teaching the labs and was incredibly knowledgeable. He explained concepts well and really knows his stuff.
Now I'm prepared for the 7015. Besides, I can run some codes by myself to analyze my own project.
NO labs due week of exam please
This course allows me to better analyze the data of my thesis, and did good on my Exit Seminar presentation.
Great class, really helpful when it comes to doing my analysis.

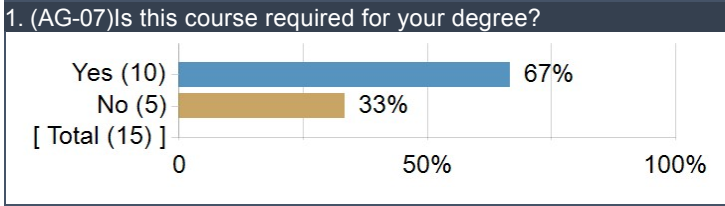
(AG-05) Overall, I would evaluate this course as excellent.



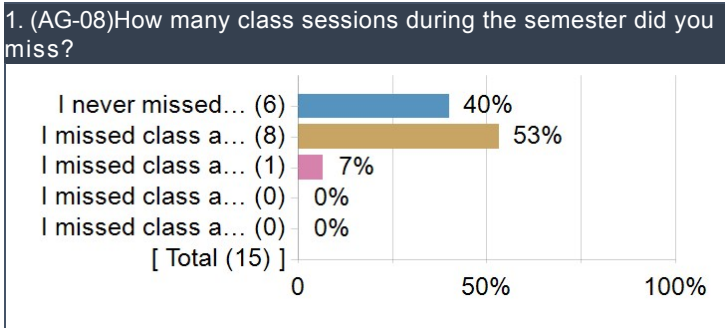
(AG-06)Overall, I would evaluate this instructor Athanasios Gentimis as effective.



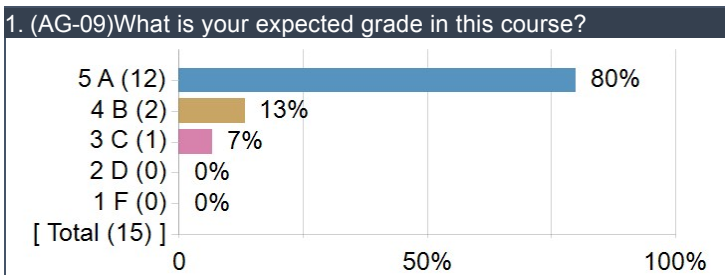
(AG-07)Is this course required for your degree?



(AG-08)How many class sessions during the semester did you miss?

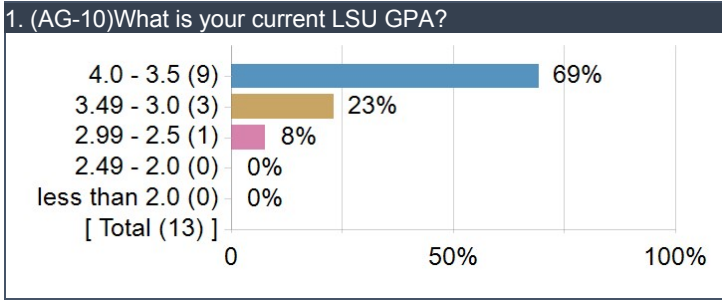


(AG-09)What is your expected grade in this course?



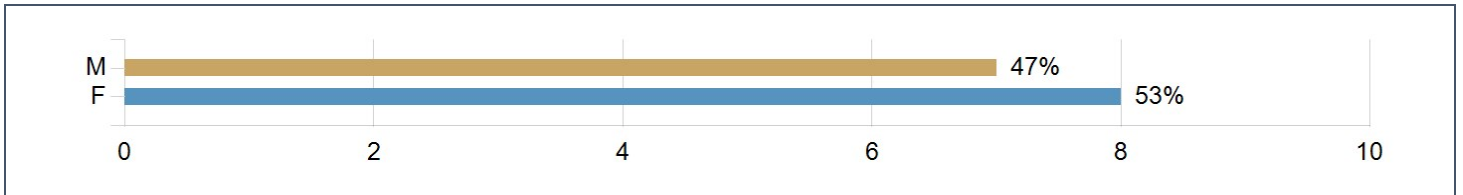
Statistics	Value
Response Count	15
Mean	4.73
Median	5.00
Mode	5
Standard Deviation	0.59
Population Standard Deviation	0.57
Standard Error (base on SD)	0.15
Standard Error (base on PSD)	0.15

(AG-10)What is your current LSU GPA?

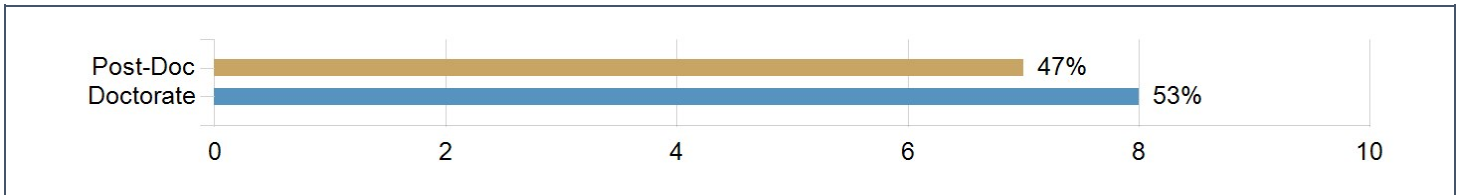


Demographic Information

Gender



Classification



Primary Major

