



Report for Fall 2019 for EXST 7005 (section 002): STATIS TECHNIQUES I (Athanasios Gentimis)

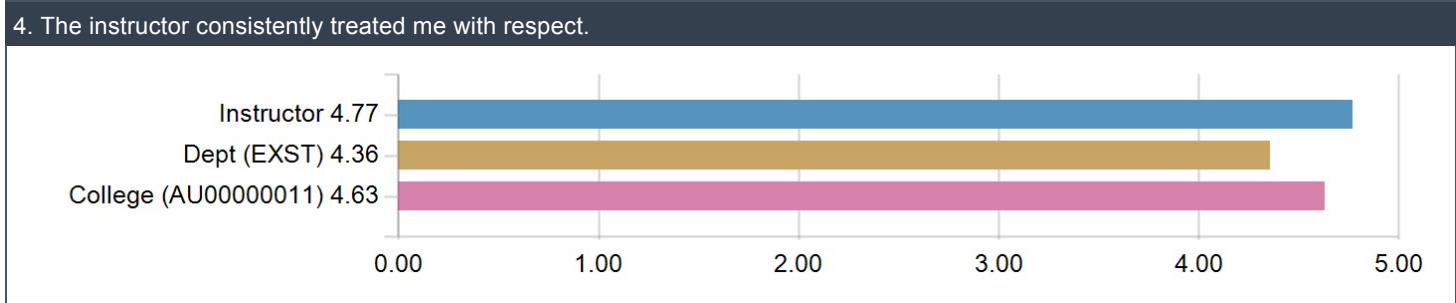

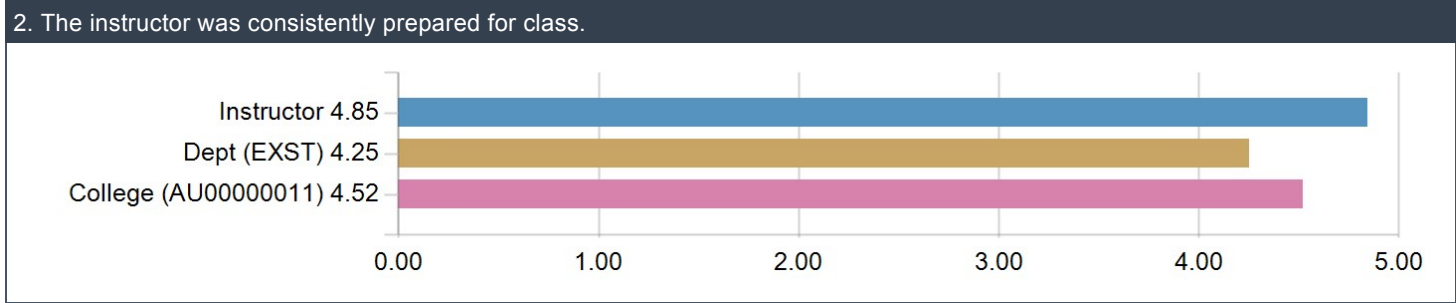
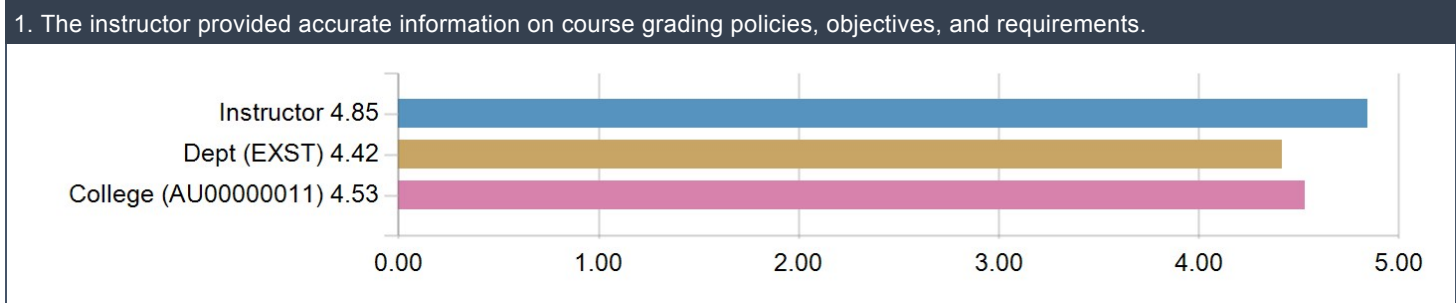
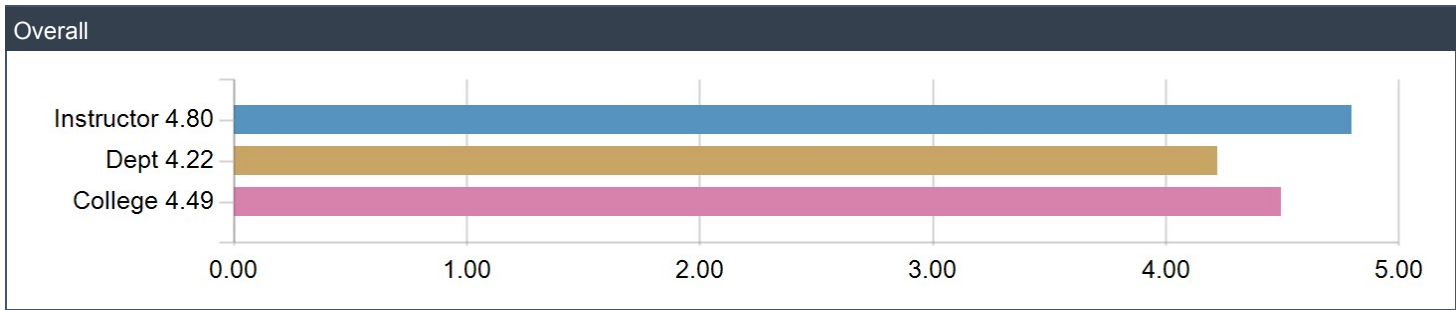
Project Title: **LSU Course Evaluation - Fall 2019**

Course Audience: **26**
Responses Received: **26**
Response Ratio: **100%**

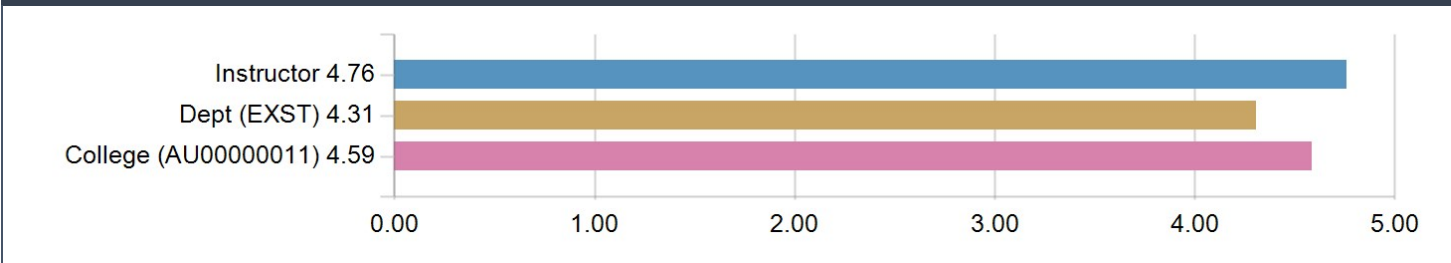
Creation Date: **Friday, December 20, 2019**



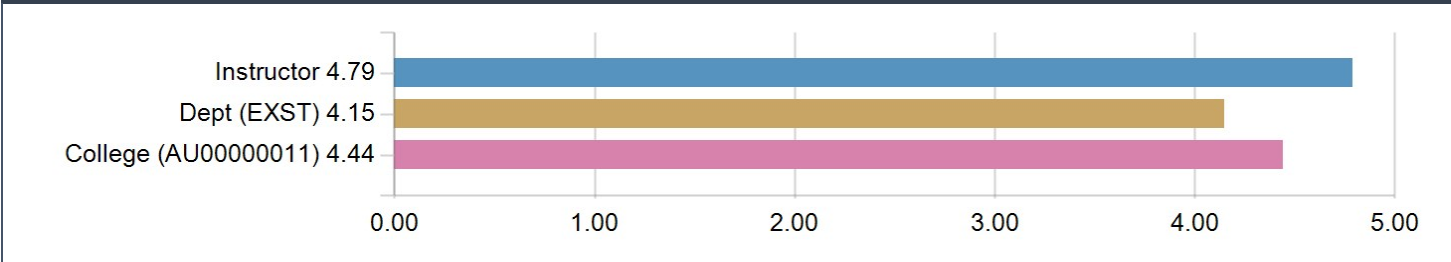
(AG-01) Feedback for Instructor: Athanasios Gentimis



5. The instructor was receptive to me outside scheduled class meetings.



6. The instructor provided useful feedback on how to improve my performance when requested.



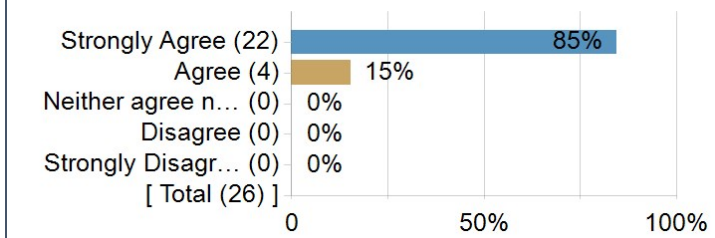
(AG-01) Feedback for Instructor: Athanasios Gentimis

	N	% SA	% A	% N	% D	% SD	N/A	Mean	STD
The instructor provided accurate information on course grading policies, objectives, and requirements.	26	85%	15%	0%	0%	0%	0	4.85	0.37
The instructor was consistently prepared for class.	26	85%	15%	0%	0%	0%	0	4.85	0.37
The instructor presented material clearly.	26	77%	23%	0%	0%	0%	0	4.77	0.43
The instructor consistently treated me with respect.	26	77%	23%	0%	0%	0%	0	4.77	0.43
The instructor was receptive to me outside scheduled class meetings.	26	73%	23%	0%	0%	0%	1	4.76	0.44
The instructor provided useful feedback on how to improve my performance when requested.	26	73%	19%	0%	0%	0%	2	4.79	0.41

(AG-01) Feedback for Instructor: Athanasios Gentimis

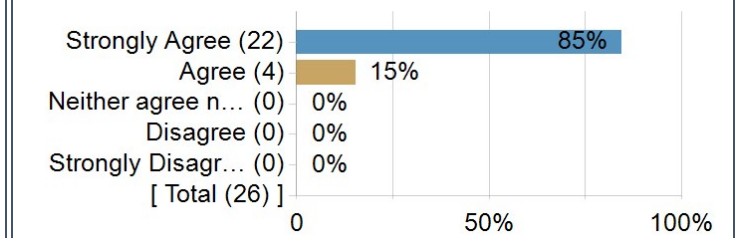
Competency Statistics		Value
Mean		4.80
Standard Deviation		0.40

1. The instructor provided accurate information on course grading policies, objectives, and requirements.



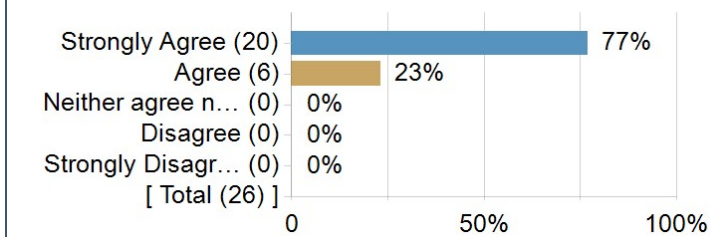
Statistics	Value
Response Count	26
Mean	4.85
Standard Deviation	0.37

2. The instructor was consistently prepared for class.



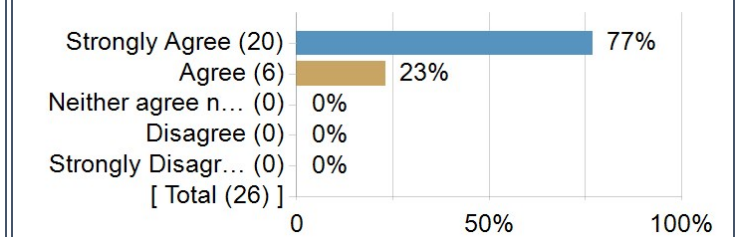
Statistics	Value
Response Count	26
Mean	4.85
Standard Deviation	0.37

3. The instructor presented material clearly.



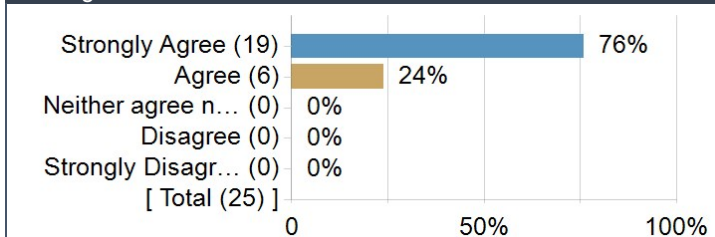
Statistics	Value
Response Count	26
Mean	4.77
Standard Deviation	0.43

4. The instructor consistently treated me with respect.



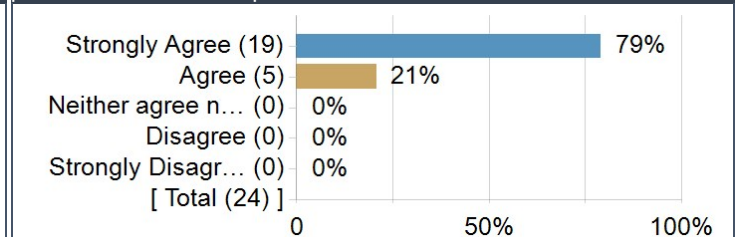
Statistics	Value
Response Count	26
Mean	4.77
Standard Deviation	0.43

5. The instructor was receptive to me outside scheduled class meetings.



Statistics	Value
Response Count	25
Mean	4.76
Standard Deviation	0.44

6. The instructor provided useful feedback on how to improve my performance when requested.

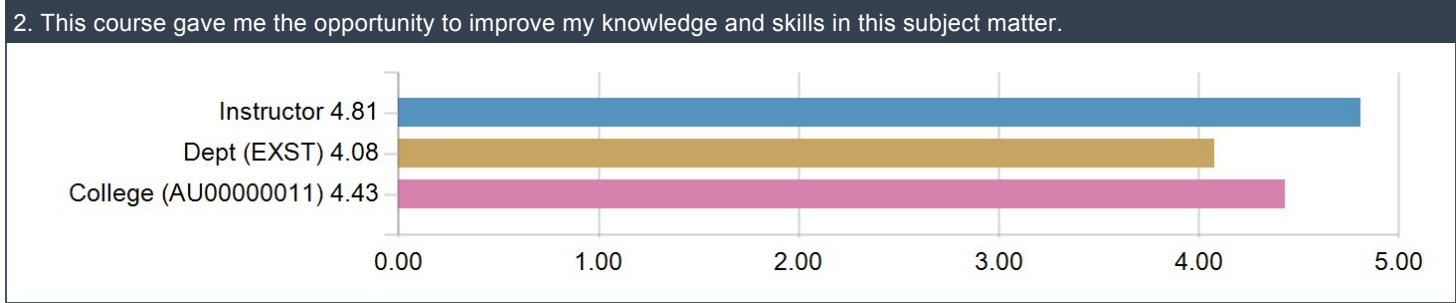
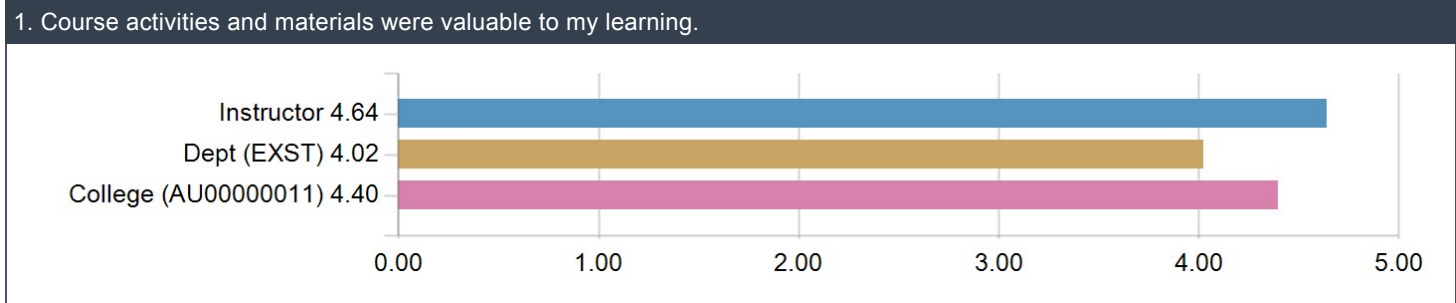
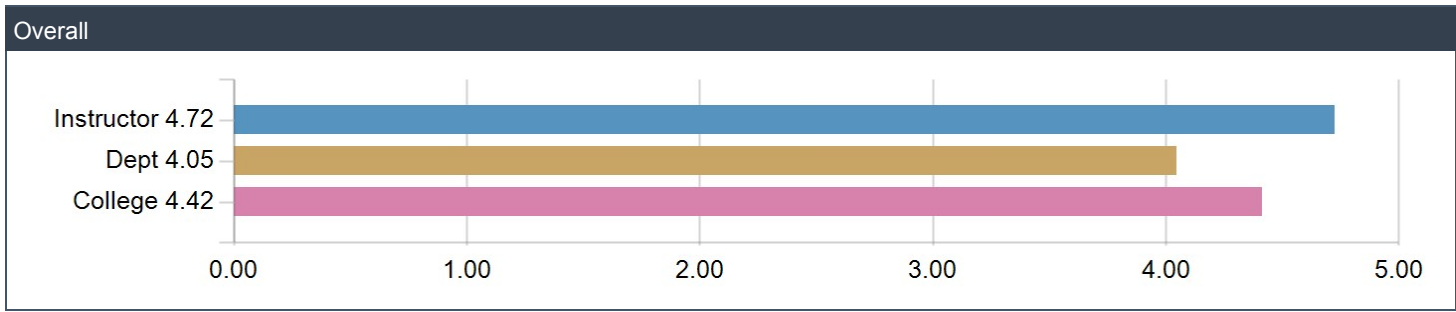


Statistics	Value
Response Count	24
Mean	4.79
Standard Deviation	0.41

(AG-02) Comments about Instructor Athanasios Gentimis

Comments
Dr. Gentimis has been an excellent professor. I have never taken a stat class but I feel as though I could not explain the principles very well for my defense. I do wish we could do more problems in class like maybe using excel or something like that as well.
Dr. Gentimis presented the topics very effectively and was successful in explaining the basis of every concept. I took a statistics course before, but never really understood why we do what we do and where all the program computations come from. It was very useful to my intellectual growth to understand these concepts. I really appreciate Dr. Gentimis's thorough explanations and his creative examples in class.
Everything sounds very good to me. If I wanted to be very restrict, when I was discussing about exam or homework assignment after grading, I was treated like I am bargaining about the grade, while I expected to receive explanations only.
Great professor. Very thorough. Understands how to relate to students.
He is a great instructor. I learned a lot from the class
He is an amazing and intelligent Professor. He gives really good lectures, keeps the class engaging with fun examples and provides helpful materials to study.
He provides all the tools we need to learn about statistics
He was very encouraging and clear in his explanations.
I read the book in this course and could never explain the topic so clear as prof. Athanasios.
"Two things don't lie, math and hips" –Thanos
Thank you for everything. You made a bland subject interesting. Thank you.
Very clear, offered multiple perspectives on every situation.
Very interactive instructors
When the labs were changed due to cheating they became significantly harder. I felt that they were not a true test of my knowledge of the material presented in the lab. I felt there was not enough explanation of what was expected for the new labs. They also asked questions that were not things we talked about in the lab or lecture.

(AG-03)Feedback about course EXST 7005 (section 002): STATIS TECHNIQUES I



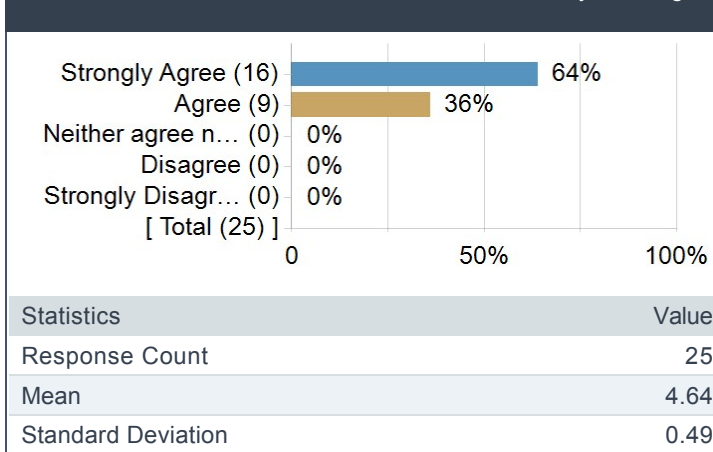
(AG-03)Feedback about course EXST 7005 (section 002): STATIS TECHNIQUES I

	N	% SA	% A	% N	% D	% SD	N/A	Mean	STD
Course activities and materials were valuable to my learning.	25	64%	36%	0%	0%	0%	0	4.64	0.49
This course gave me the opportunity to improve my knowledge and skills in this subject matter.	26	81%	19%	0%	0%	0%	0	4.81	0.40

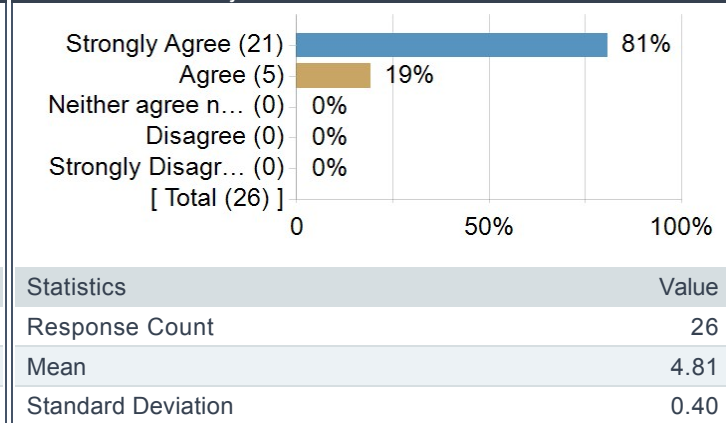
(AG-03) Feedback about course EXST 7005 (section 002): STATIS TECHNIQUES I

Competency Statistics		Value
Mean		4.72
Standard Deviation		0.45
Standard Error (base on SD)		0.06

1. Course activities and materials were valuable to my learning.



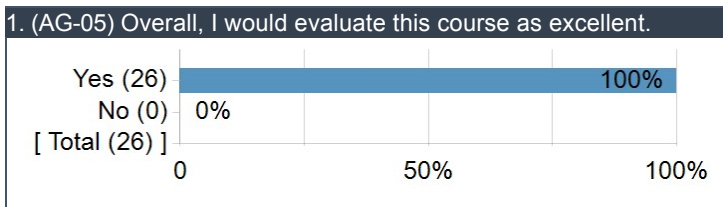
2. This course gave me the opportunity to improve my knowledge and skills in this subject matter.



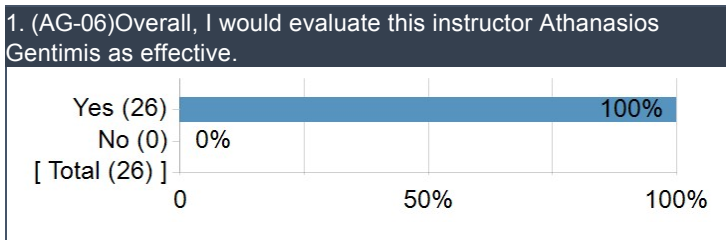
(AG-04) Comments about Course EXST 7005 (section 002): STATIS TECHNIQUES I

Comments
Although the course is general, it improves my skills on statistic
I like the class
The course helped me to better understand journal papers that I am reading for lit reviews.
The course was very informative and useful.
The lab time could have been used more effectively. Instead of just reading the notes directly and copying and pasting code the class could have been used to expand on subjects and make sure it was understood what the code meant to better utilize it beyond the class.
The pace was perfect for understanding each topic.
The TA was very helpful! I think most of learning came from the labs
This course is very helpful to learn the background of various statistical tools and their application.
This is the first course that I have had at LSU, through undergraduate and graduate levels, that provides recordings of the course. This resource is invaluable and should be a standard for the entire university. This allows for the lecture to be reviewed at every student's own pace which cannot be achieved in the classroom.
very helpful course and professor.

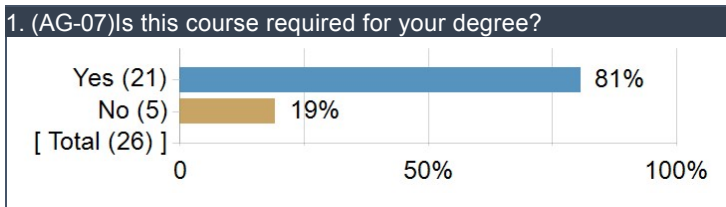
(AG-05) Overall, I would evaluate this course as excellent.



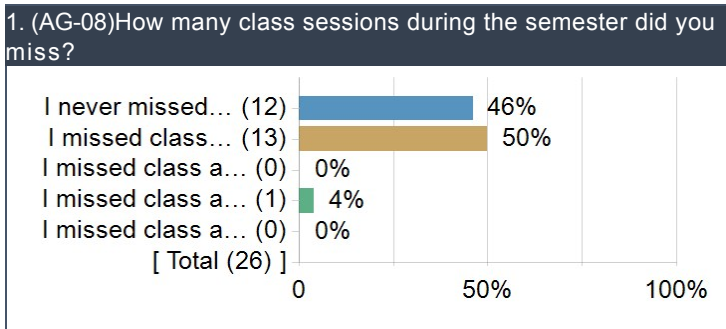
(AG-06)Overall, I would evaluate this instructor Athanasios Gentimis as effective.



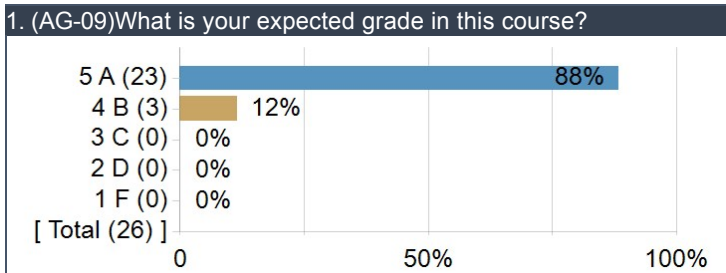
(AG-07)Is this course required for your degree?



(AG-08)How many class sessions during the semester did you miss?

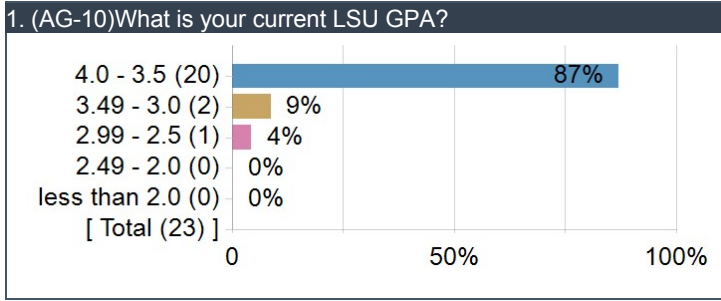


(AG-09)What is your expected grade in this course?



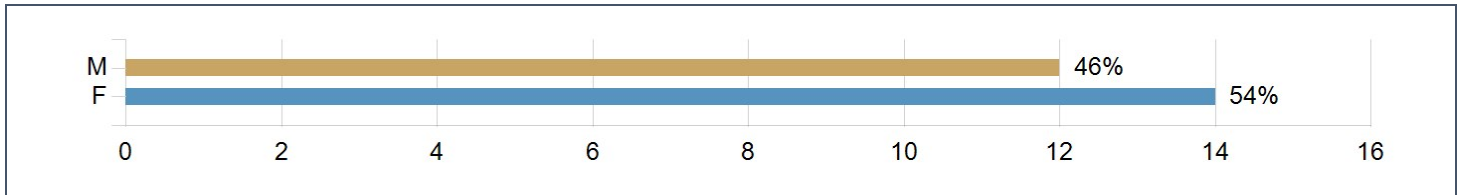
Statistics	Value
Response Count	26
Mean	4.88
Median	5.00
Mode	5
Standard Deviation	0.33
Population Standard Deviation	0.32
Standard Error (base on SD)	0.06
Standard Error (base on PSD)	0.06

(AG-10)What is your current LSU GPA?

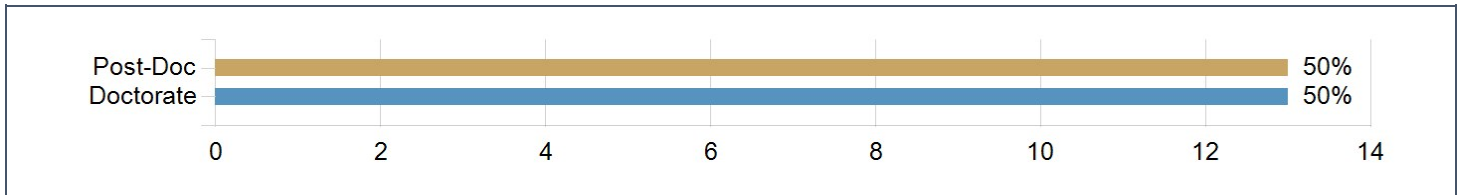


Demographic Information

Gender



Classification



Primary Major

