



Report for Fall 2019 for EXST 7005 (section 003): STATIS TECHNIQUES I (Athanasios Gentimis)

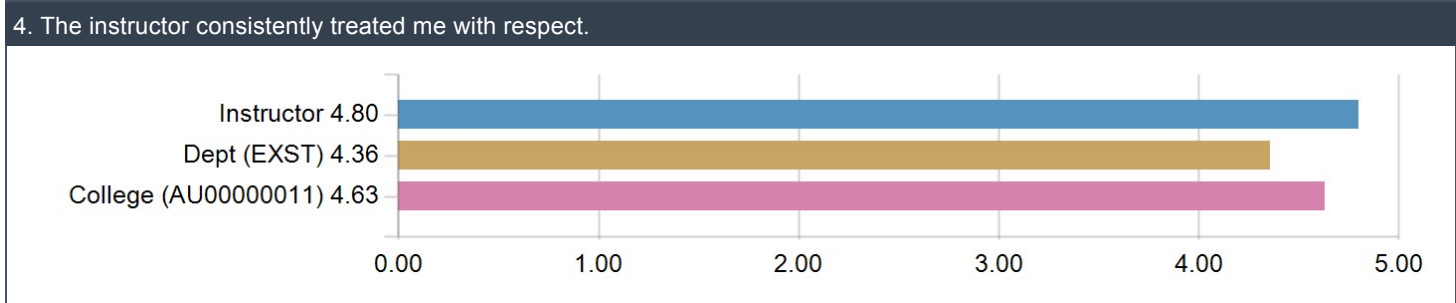

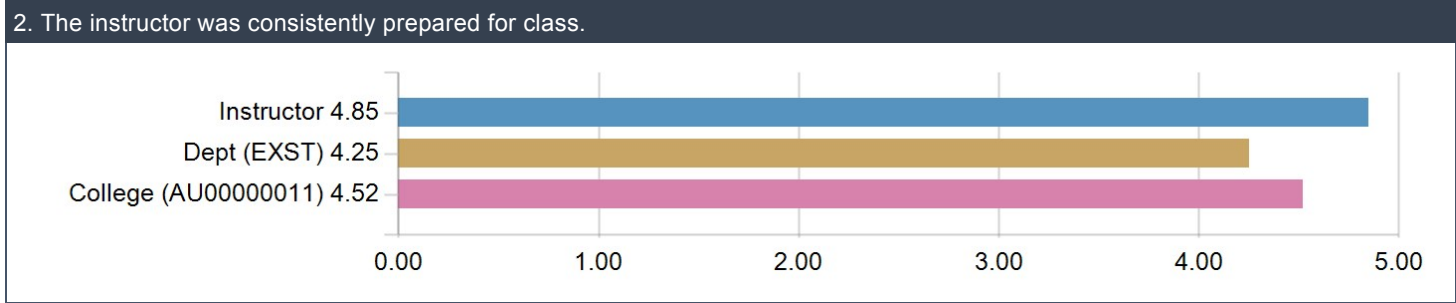
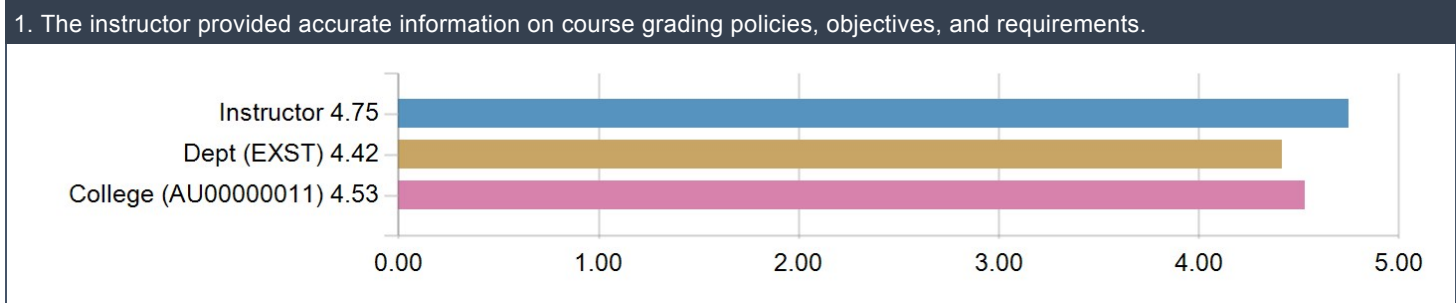
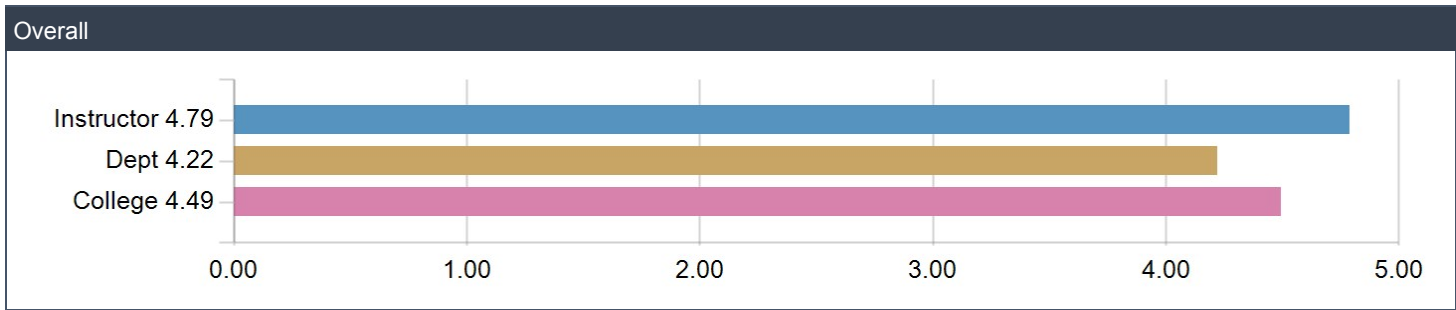
Project Title: **LSU Course Evaluation - Fall 2019**

Course Audience: **22**
Responses Received: **20**
Response Ratio: **91%**

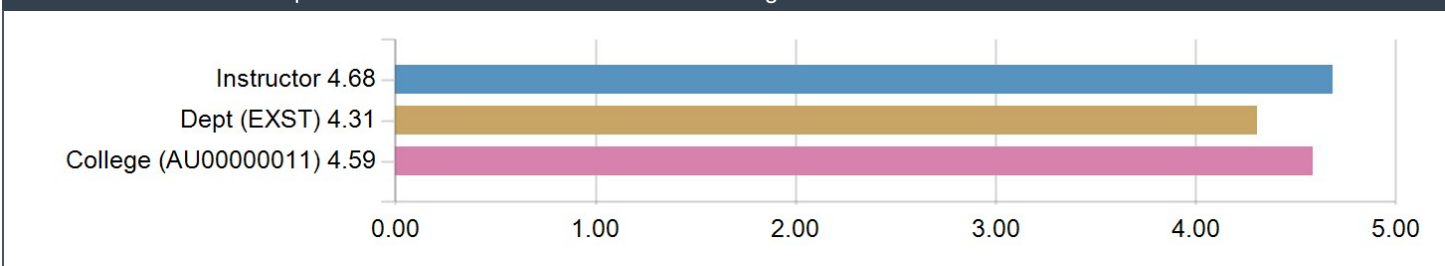
Creation Date: **Friday, December 20, 2019**



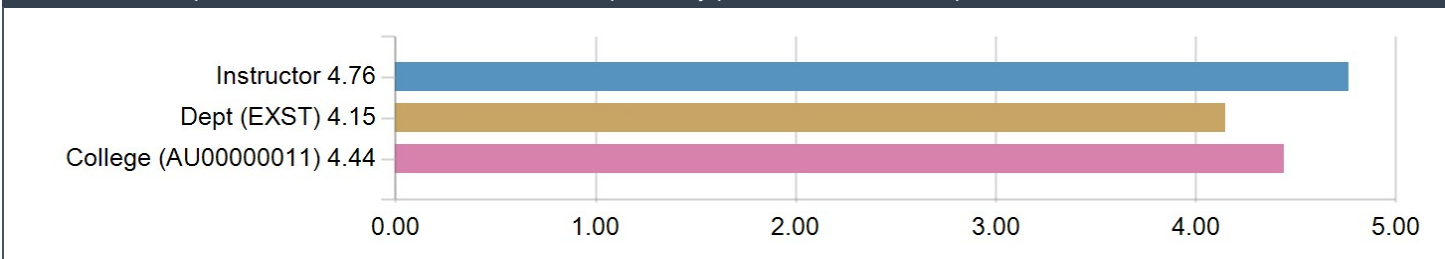
(AG-01) Feedback for Instructor: Athanasios Gentimis



5. The instructor was receptive to me outside scheduled class meetings.



6. The instructor provided useful feedback on how to improve my performance when requested.



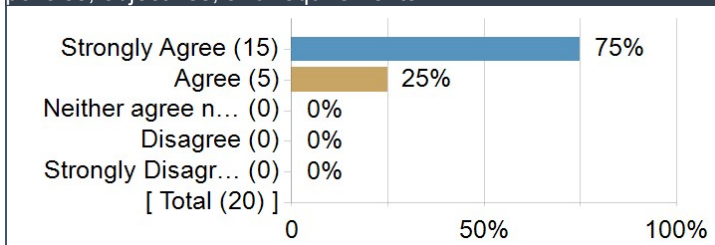
(AG-01) Feedback for Instructor: Athanasios Gentimis

	N	% SA	% A	% N	% D	% SD	N/A	Mean	STD
The instructor provided accurate information on course grading policies, objectives, and requirements.	20	75%	25%	0%	0%	0%	0	4.75	0.44
The instructor was consistently prepared for class.	20	85%	15%	0%	0%	0%	0	4.85	0.37
The instructor presented material clearly.	20	90%	10%	0%	0%	0%	0	4.90	0.31
The instructor consistently treated me with respect.	20	80%	20%	0%	0%	0%	0	4.80	0.41
The instructor was receptive to me outside scheduled class meetings.	20	75%	10%	10%	0%	0%	1	4.68	0.67
The instructor provided useful feedback on how to improve my performance when requested.	20	65%	20%	0%	0%	0%	3	4.76	0.44

(AG-01) Feedback for Instructor: Athanasios Gentimis

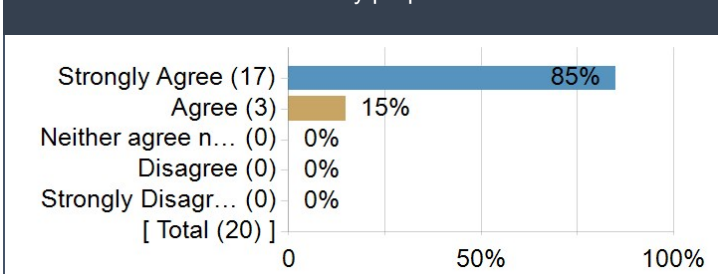
Competency Statistics		Value
Mean		4.79
Standard Deviation		0.45

1. The instructor provided accurate information on course grading policies, objectives, and requirements.



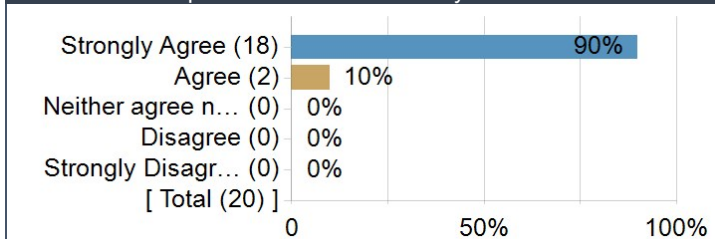
Statistics	Value
Response Count	20
Mean	4.75
Standard Deviation	0.44

2. The instructor was consistently prepared for class.



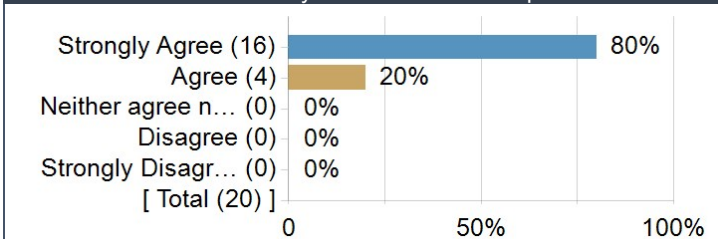
Statistics	Value
Response Count	20
Mean	4.85
Standard Deviation	0.37

3. The instructor presented material clearly.



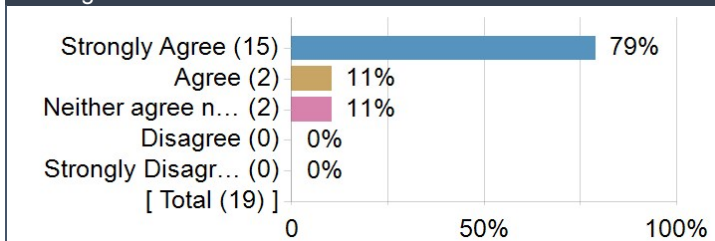
Statistics	Value
Response Count	20
Mean	4.90
Standard Deviation	0.31

4. The instructor consistently treated me with respect.



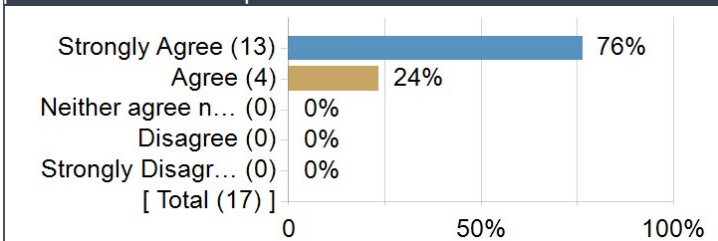
Statistics	Value
Response Count	20
Mean	4.80
Standard Deviation	0.41

5. The instructor was receptive to me outside scheduled class meetings.



Statistics	Value
Response Count	19
Mean	4.68
Standard Deviation	0.67

6. The instructor provided useful feedback on how to improve my performance when requested.

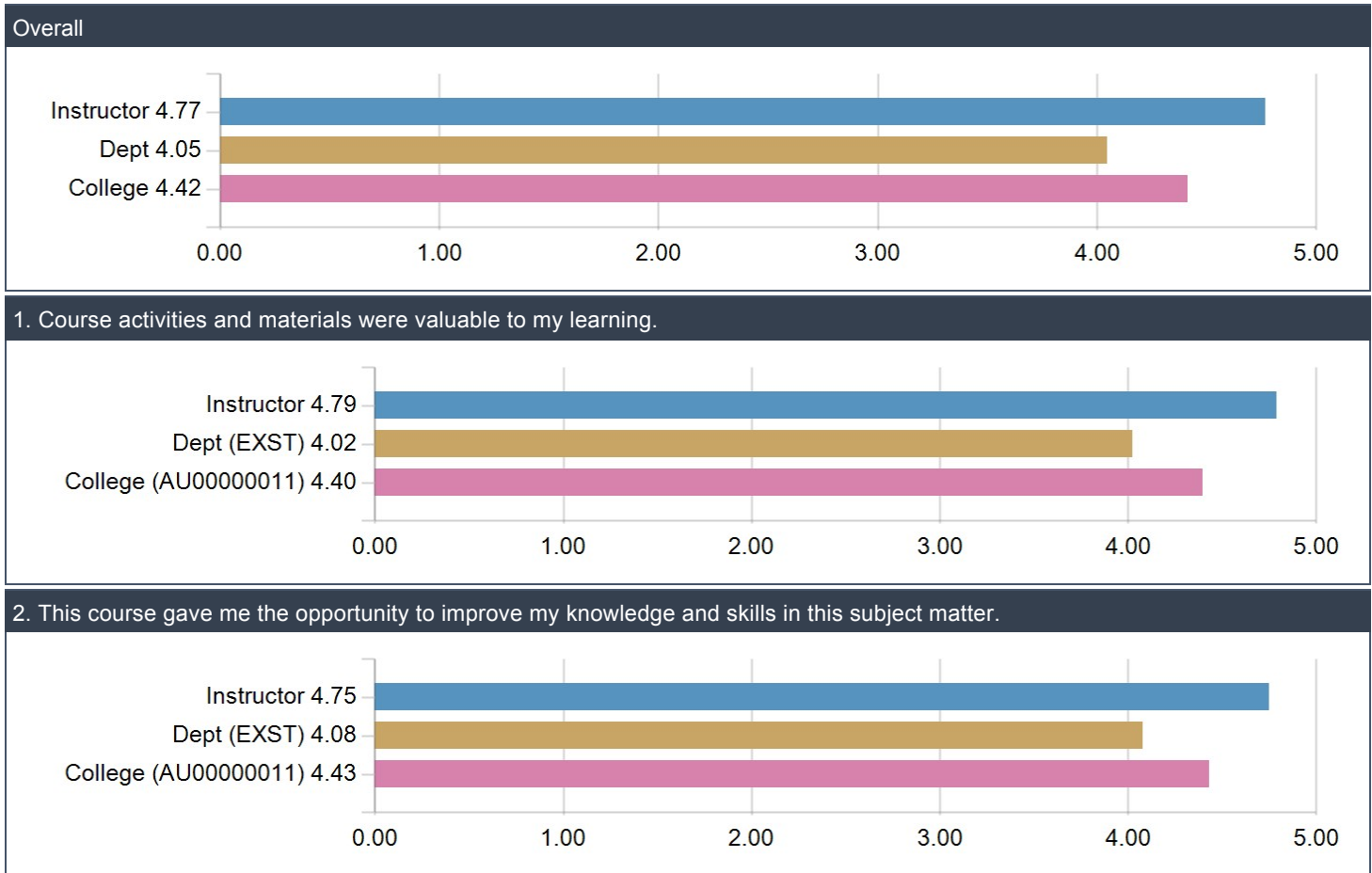


Statistics	Value
Response Count	17
Mean	4.76
Standard Deviation	0.44

(AG-02) Comments about Instructor Athanasios Gentimis

Comments
Dr. Gentimis clearly laid out his expectations for the class at the beginning of the semester.
Dr. Gentimis is a great teacher. He explained very effectively every topic covered in class. Also, he is always willing to help and he has a great sense of humor!
Dr. Gentimis is an excellent professor. He teaches very well. He explains the lesson very clearly. Statistics is a difficult course but he's making it easy for us. He's also lifting our self-confidence.
Dr. Gentimis presented the lectures clearly and the pace is just perfect for us. I really enjoyed his class.
Dr. Thanos, Congratulation and how you conduct the statistics class. You found the perfect balance on teach the student the math part (including all formulas and proof of concept) and used the SAS or R when it is necessary.
He meticulously explains lessons to details
He was prompt in class and was able to break down the various topics as much as possible to my understanding
His frequent, in-class surveys are very beneficial for making feedback responses to difficult material and areas of improvement. These wouldn't be captured by these kinds of one-off surveys at the end of the course as many students probably won't remember what was particularly challenging or difficult.
Made class very enjoyable and interesting. Kept my attention with his teaching style. Nice person and willing to help when needed.
Very good instructor and class overall

(AG-03)Feedback about course EXST 7005 (section 003): STATIS TECHNIQUES I

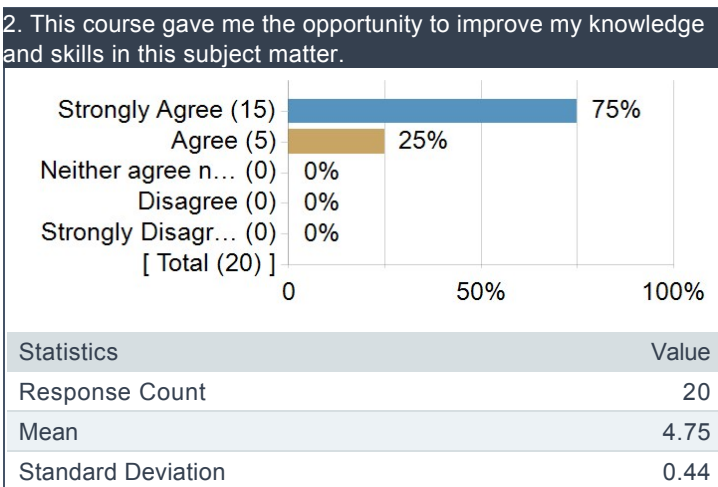
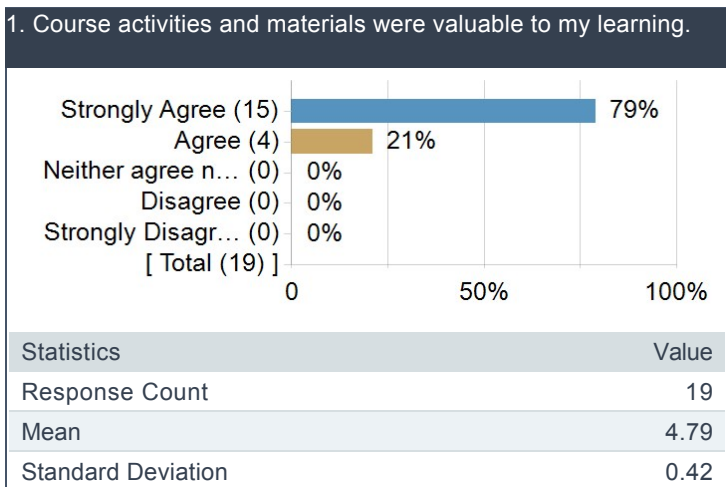


(AG-03)Feedback about course EXST 7005 (section 003): STATIS TECHNIQUES I

	N	% SA	% A	% N	% D	% SD	N/A	Mean	STD
Course activities and materials were valuable to my learning.	19	79%	21%	0%	0%	0%	0	4.79	0.42
This course gave me the opportunity to improve my knowledge and skills in this subject matter.	20	75%	25%	0%	0%	0%	0	4.75	0.44

(AG-03)Feedback about course EXST 7005 (section 003): STATIS TECHNIQUES I

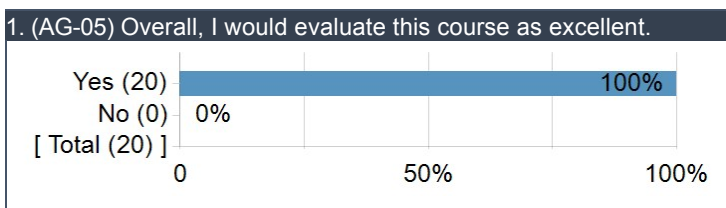
Competency Statistics	Value
Mean	4.77
Standard Deviation	0.43
Standard Error (base on SD)	0.07



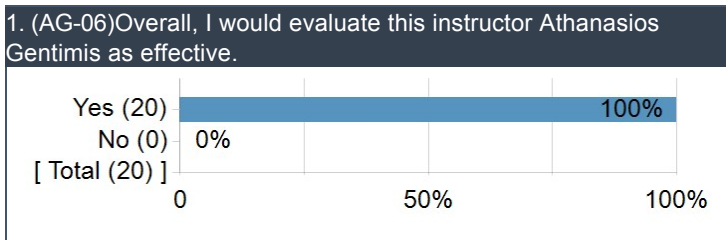
(AG-04) Comments about Course EXST 7005 (section 003): STATIS TECHNIQUES I

Comments
great course!
Has significantly increased my understanding of basic statistics. I feel much more equipped and prepared to perform similar statistical analysis on my own now.
Materials given for the class helped further to get further understanding of the subject.The only thing that was lacking is the inability of students to have SAS package in their own computers as this would have helped a lot for someone like me who prefer to try most of the lab sessions at home to be very familiar with the approach
The notes should be presented in full notes as its difficult to concentrate while filling in the missing notes
This class was beneficial because it taught me to use the SAS program, which is needed for my area of research. It also taught me the correct way to read statistical information when reading articles and journals.
Would have like to have more application of computer programs used to particular areas of research. More application to research than theory.

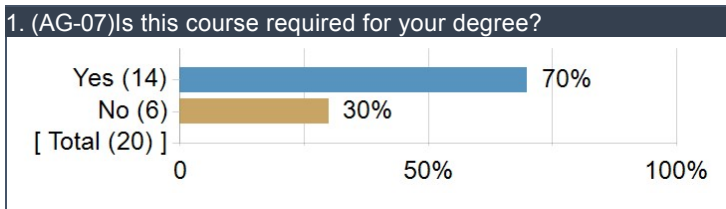
(AG-05) Overall, I would evaluate this course as excellent.



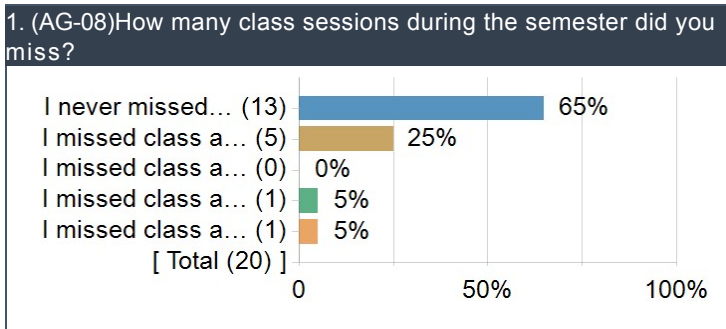
(AG-06)Overall, I would evaluate this instructor Athanasios Gentimis as effective.



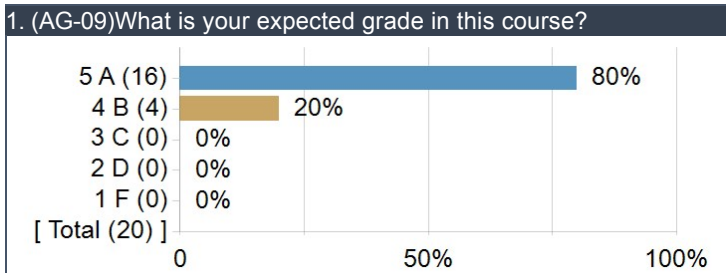
(AG-07)Is this course required for your degree?



(AG-08)How many class sessions during the semester did you miss?

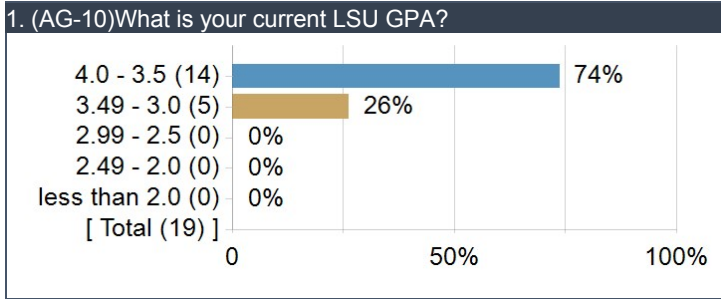


(AG-09)What is your expected grade in this course?



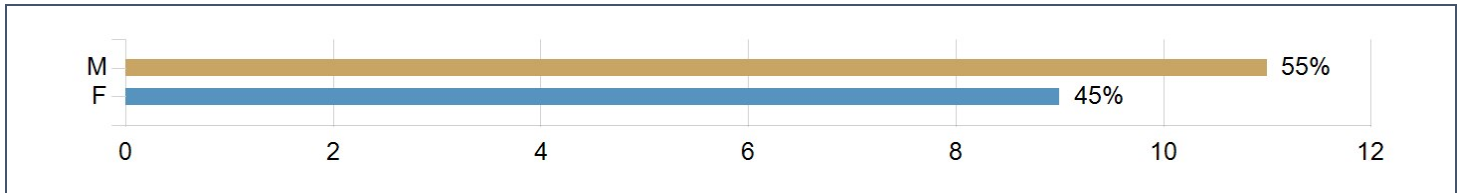
Statistics	Value
Response Count	20
Mean	4.80
Median	5.00
Mode	5
Standard Deviation	0.41
Population Standard Deviation	0.40
Standard Error (base on SD)	0.09
Standard Error (base on PSD)	0.09

(AG-10)What is your current LSU GPA?

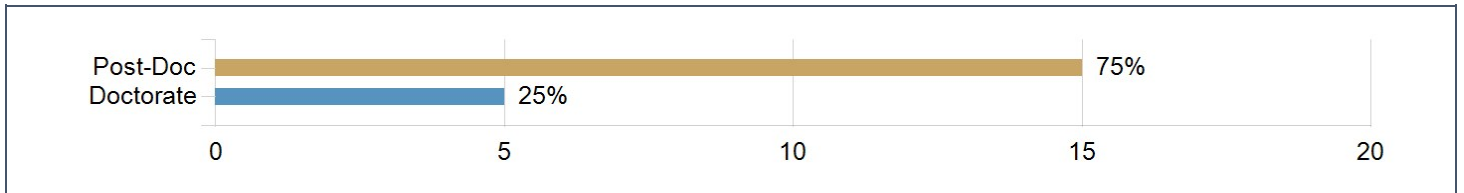


Demographic Information

Gender



Classification



Primary Major

