

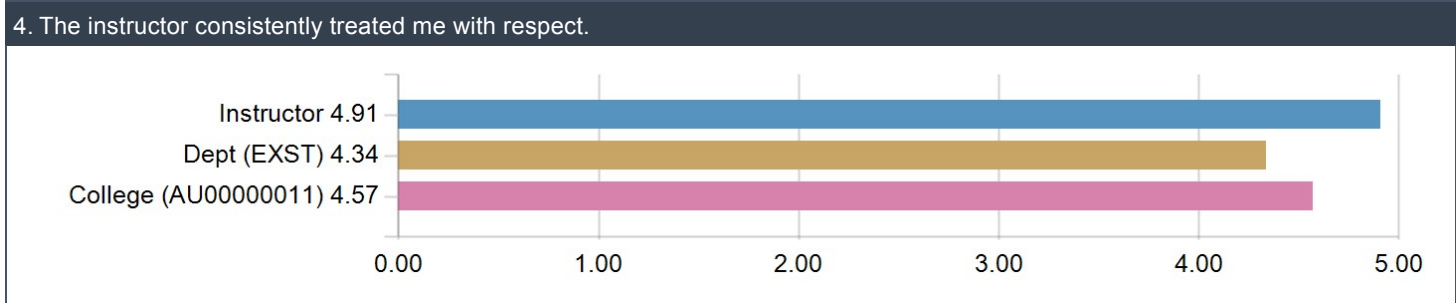

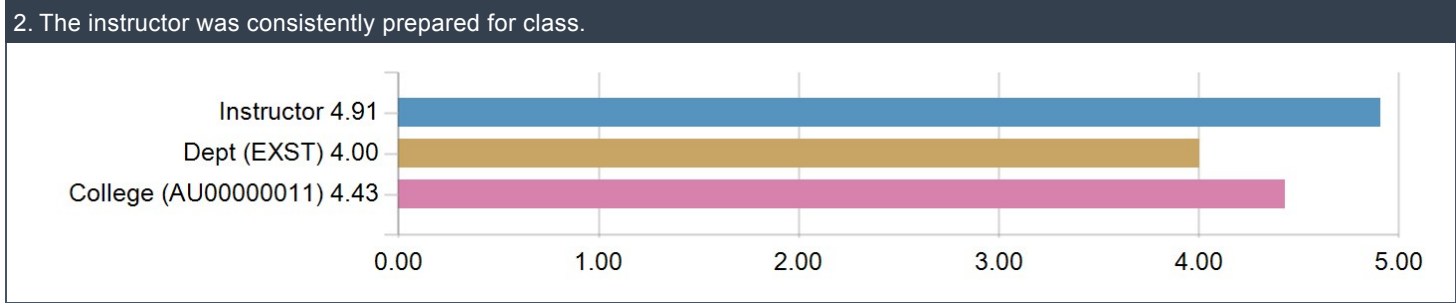
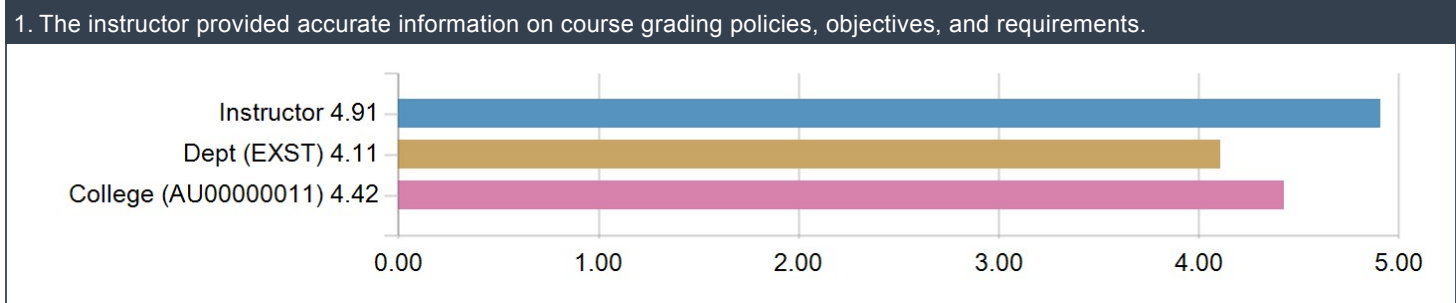
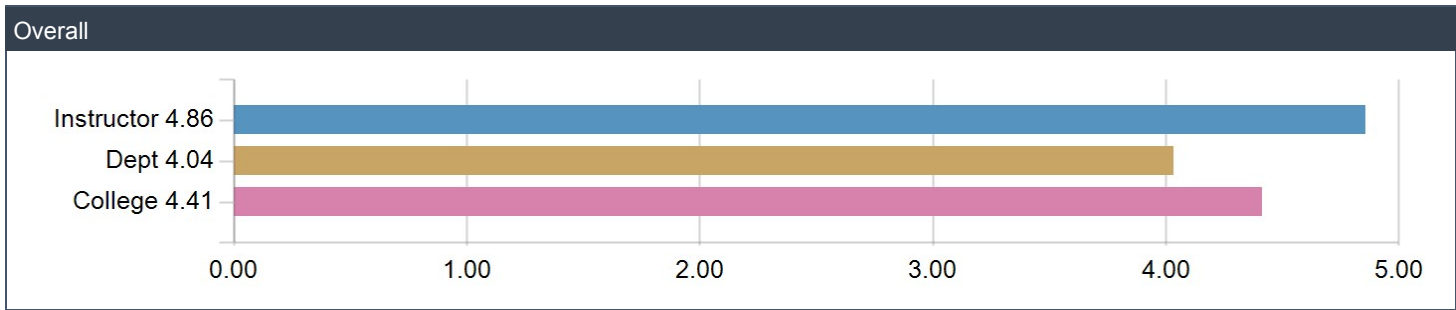


Spring 2021 - College of Agriculture - Individual Instructor
Report for EXST 7005 (section 002): STATIS TECHNIQUES
I (Athanasios Gentimis)

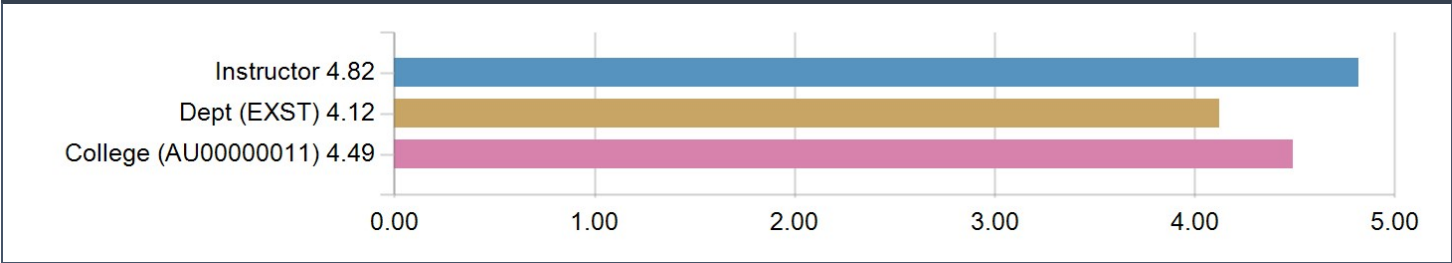
Project Title: **LSU Course Evaluation - Spring 2021**

Course Audience: **16**
Responses Received: **11**
Response Ratio: **69%**

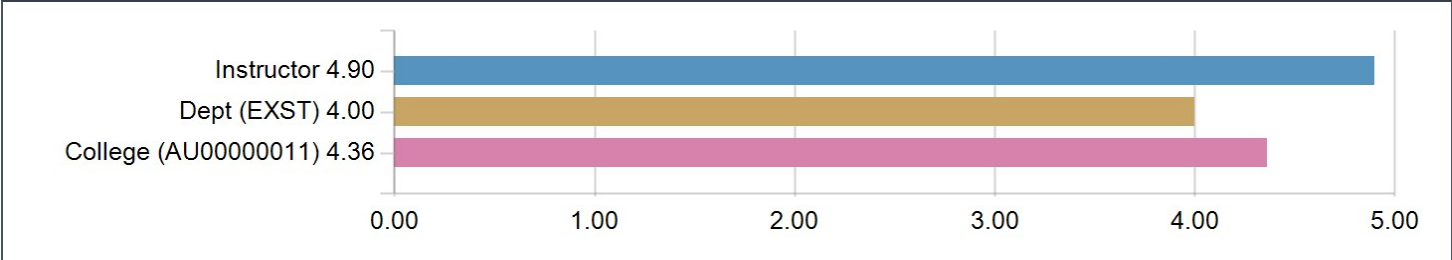
(AG-01) Feedback for Instructor: Athanasios Gentimis



5. The instructor was receptive to me outside scheduled class meetings.



6. The instructor provided useful feedback on how to improve my performance when requested.

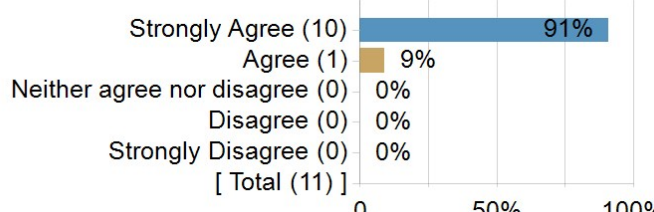
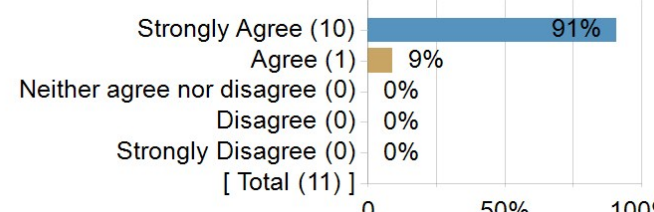


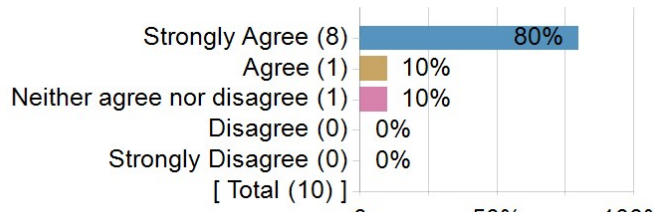
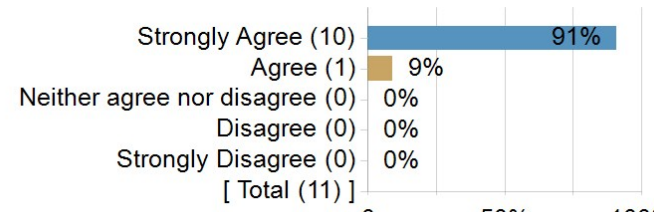
(AG-01) Feedback for Instructor: Athanasios Gentimis

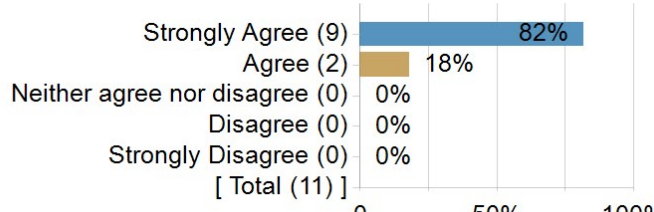
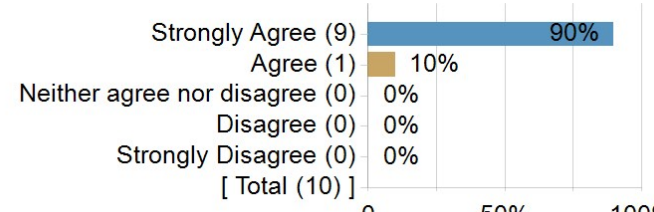
	N	% SA	% A	% N	% D	% SD	N/A	Mean	STD
The instructor provided accurate information on course grading policies, objectives, and requirements.	11	91%	9%	0%	0%	0%	0	4.91	0.30
The instructor was consistently prepared for class.	11	91%	9%	0%	0%	0%	0	4.91	0.30
The instructor presented material clearly.	10	80%	10%	10%	0%	0%	0	4.70	0.67
The instructor consistently treated me with respect.	11	91%	9%	0%	0%	0%	0	4.91	0.30
The instructor was receptive to me outside scheduled class meetings.	11	82%	18%	0%	0%	0%	0	4.82	0.40
The instructor provided useful feedback on how to improve my performance when requested.	11	82%	9%	0%	0%	0%	1	4.90	0.32

(AG-01) Feedback for Instructor: Athanasios Gentimis

Competency Statistics		Value
Mean		4.86
Standard Deviation		0.39

1. The instructor provided accurate information on course grading policies, objectives, and requirements.		2. The instructor was consistently prepared for class.	
			
Statistics	Value	Statistics	Value
Response Count	11	Response Count	11
Mean	4.91	Mean	4.91
Standard Deviation	0.30	Standard Deviation	0.30

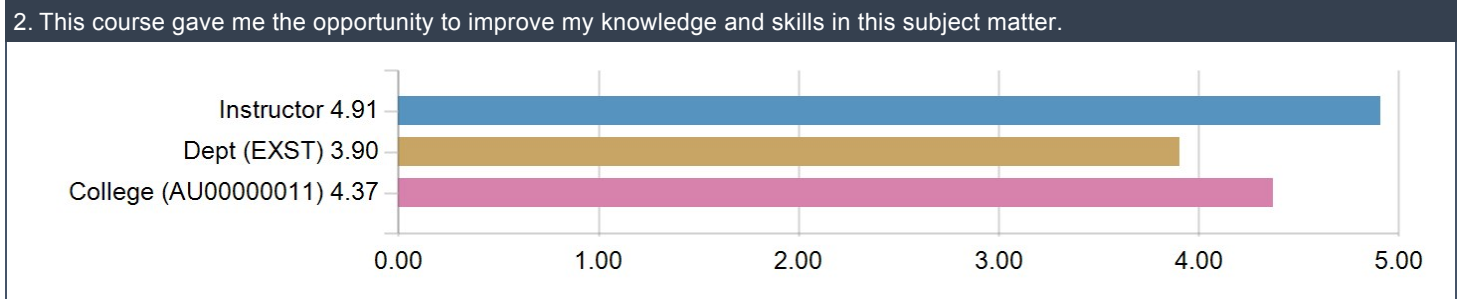
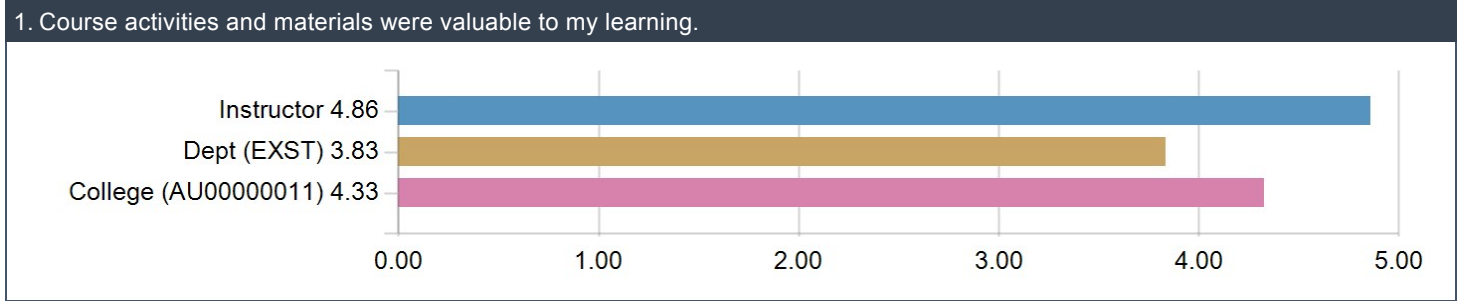
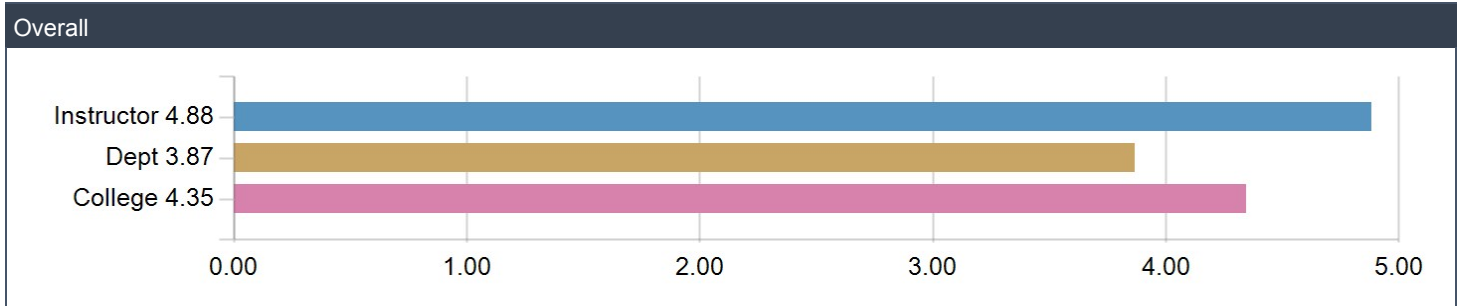
3. The instructor presented material clearly.		4. The instructor consistently treated me with respect.	
			
Statistics	Value	Statistics	Value
Response Count	10	Response Count	11
Mean	4.70	Mean	4.91
Standard Deviation	0.67	Standard Deviation	0.30

5. The instructor was receptive to me outside scheduled class meetings.		6. The instructor provided useful feedback on how to improve my performance when requested.	
			
Statistics	Value	Statistics	Value
Response Count	11	Response Count	10
Mean	4.82	Mean	4.90
Standard Deviation	0.40	Standard Deviation	0.32

(AG-02) Comments about Instructor Athanasios Gentimis

Comments
Good work
Wonderful Professor
He is the best professor I ever studied with – if time goes back I would take this course over and over
Since this class is online, which is more difficult to teach I think he is doing a great job giving us different kind of tools and material to study and to be able to develop each lab.
Excellent class

(AG-03)Feedback about course EXST 7005 (section 002): STATIS TECHNIQUES I

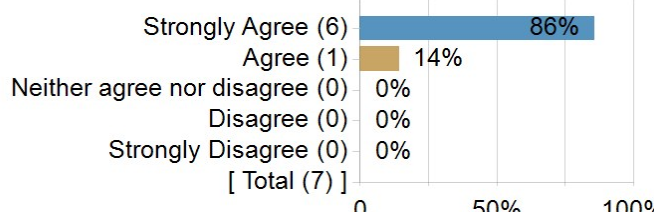
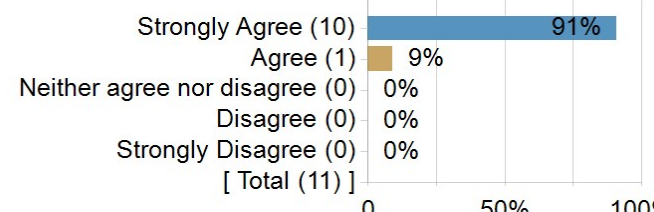


(AG-03)Feedback about course EXST 7005 (section 002): STATIS TECHNIQUES I

	N	% SA	% A	% N	% D	% SD	N/A	Mean	STD
Course activities and materials were valuable to my learning.	7	86%	14%	0%	0%	0%	0	4.86	0.38
This course gave me the opportunity to improve my knowledge and skills in this subject matter.	11	91%	9%	0%	0%	0%	0	4.91	0.30

(AG-03) Feedback about course EXST 7005 (section 002): STATIS TECHNIQUES I

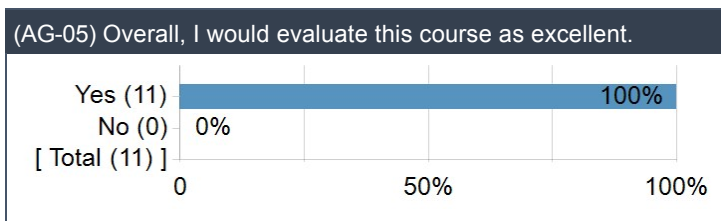
Competency Statistics	Value
Mean	4.88
Standard Deviation	0.32
Standard Error (base on SD)	0.08

1. Course activities and materials were valuable to my learning.	2. This course gave me the opportunity to improve my knowledge and skills in this subject matter.																
 <p>Strongly Agree (6) 86%</p> <p>Agree (1) 14%</p> <p>Neither agree nor disagree (0) 0%</p> <p>Disagree (0) 0%</p> <p>Strongly Disagree (0) 0%</p> <p>[Total (7)]</p>	 <p>Strongly Agree (10) 91%</p> <p>Agree (1) 9%</p> <p>Neither agree nor disagree (0) 0%</p> <p>Disagree (0) 0%</p> <p>Strongly Disagree (0) 0%</p> <p>[Total (11)]</p>																
<table border="1"> <thead> <tr> <th>Statistics</th> <th>Value</th> </tr> </thead> <tbody> <tr> <td>Response Count</td> <td>7</td> </tr> <tr> <td>Mean</td> <td>4.86</td> </tr> <tr> <td>Standard Deviation</td> <td>0.38</td> </tr> </tbody> </table>	Statistics	Value	Response Count	7	Mean	4.86	Standard Deviation	0.38	<table border="1"> <thead> <tr> <th>Statistics</th> <th>Value</th> </tr> </thead> <tbody> <tr> <td>Response Count</td> <td>11</td> </tr> <tr> <td>Mean</td> <td>4.91</td> </tr> <tr> <td>Standard Deviation</td> <td>0.30</td> </tr> </tbody> </table>	Statistics	Value	Response Count	11	Mean	4.91	Standard Deviation	0.30
Statistics	Value																
Response Count	7																
Mean	4.86																
Standard Deviation	0.38																
Statistics	Value																
Response Count	11																
Mean	4.91																
Standard Deviation	0.30																

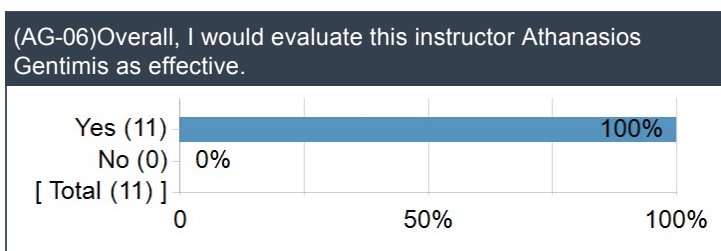
(AG-04) Comments about Course EXST 7005 (section 002): STATIS TECHNIQUES I

Comments
Would be nice to have a "wrap up" section at the end about how to choose appropriate statistical tests based on given datasets.
Wonderful course
It has been very important and essential for my thesis and to understand more what I am doing in my research.
This class is very helpful

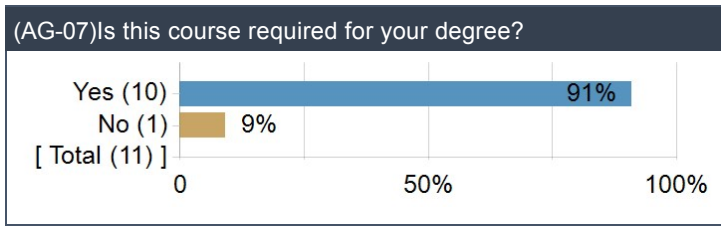
(AG-05) Overall, I would evaluate this course as excellent.



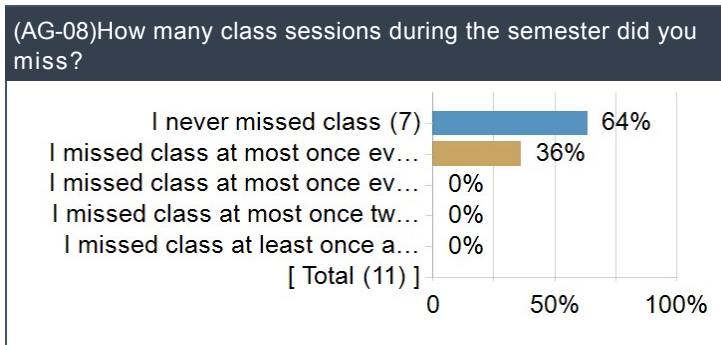
(AG-06) Overall, I would evaluate this instructor Athanasios Gentimis as effective.




(AG-07)Is this course required for your degree?



(AG-08)How many class sessions during the semester did you miss?

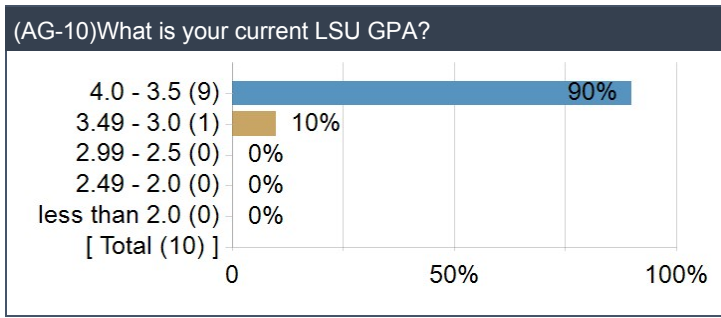


(AG-09)What is your expected grade in this course?




Statistics	Value
Response Count	11
Mean	5.00
Median	5.00
Mode	5
Standard Deviation	0.00
Population Standard Deviation	0.00
Standard Error (base on SD)	0.00
Standard Error (base on PSD)	0.00

(AG-10)What is your current LSU GPA?

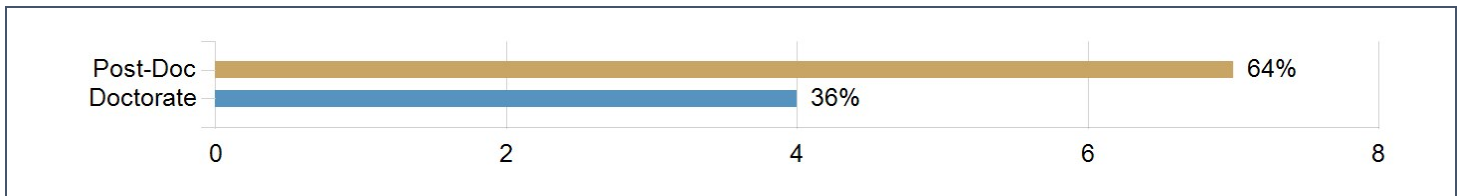


Demographic Information

Gender



Classification



Primary Major

